

2023 Annual Awards Ceremony & Board Meeting



Photo courtesy of James Edward

Board Briefing Materials

Wednesday, October 18, 2023

7:30 a.m.

For more information, please visit:

www.wfsdallas.com

OCTOBER BOARD AGENDA 2023 ANNUAL AWARDS

CALL TO ORDER – Dev Rastogi, Vice Chair (7:30 a.m.)

PUBLIC COMMENT

DECLARATION OF CONFLICT OF INTEREST

CHAIR'S COMMENTS

REPORT FROM COMMITTEES

APPROVAL OF CONSENT AGENDA

Discussion/Action

ACTION ITEMS

Discussion/Action

- Financials, **Ashlee Verner, Chief Financial Officer/Executive Vice President**
- Contracts, **Demetria Robinson, Executive Vice President**
- Procurement, Policy & External Applications, **Connie Rash, Senior Vice President**
- Partnership, **Steven Bridges, Industry Communications Manager**
- Innovations, **Lynn Hoffman, Senior Innovation Manager**
- Performance /Economic Snapshot, **Richard Perez, Research Manager**
- Quality Assurance & Oversight, **Rebecca Monnette, Quality Assurance Manager/EO Officer**

GENERAL DISCUSSION/OTHER BUSINESS

CLOSED MEETING Pursuant to §551.071, Texas Open Meetings Act

If, during the course of the meeting covered by this agenda, the Board should determine that a closed meeting or session of the Board is required, then such closed executive meeting or session as authorized by the Texas Open Meetings Act (the "Act"), Texas Government Code Section 551.001 et seq., will be held by the Board at the date, hour, and place given in this agenda and notice or as soon after the commencement of the meeting covered by this notice as the Board may conveniently meet in such closed or executive meeting or session concerning any and all purposes permitted by the Act, including, but not limited to the following Texas Government Code sections: 551.071 Private consultation with Board's attorney; 551.072 Discussing purchase, leasing, or value of real property; 551.073 Discussing negotiated contracts for prospective gifts or donations (including private grants); 551.074 Discussing personnel or to hear complaints against personnel; 551.076 Considering the deployment, specific occasions for, or implementation of, security personnel or devices; 551.083 Considering the standards, guidelines, terms, or conditions the Board will follow, or will instruct its representatives to follow, in consultation with representatives of employee groups; or 551.084 Excluding witnesses from a hearing or proceeding. Should any final action, decision, or vote be required by the Board, in its discretion, with regard to any matter considered in such closed or executive meeting or session, then the final action, decision, or vote shall be either: (a) in the open meeting covered by the meeting notice upon the reconvening of the public meeting; or (b) at a subsequent public meeting of the Board upon notice thereof, as determined by the Board.

2023 ANNUAL WORKFORCE AWARDS CEREMONY

Annual Workforce Awards Ceremony will take place immediately following the Business Portion of the Board of Directors' Meeting

ADJOURN (9:30 a.m.) All times are approximate.

Persons with disabilities who plan to attend this meeting and who may need auxiliary aids, services, or special accommodations, should contact Workforce Solutions Greater Dallas at 214-290-1000, two (2) working days prior to the meeting, so we can make appropriate arrangements.

achieving competitive solutions... for employers through quality people and for people through quality jobs.

Meetings are held on the published date and location, at 7:30 a.m.

2023 Board Schedule	
2023 Dates	Agenda Action Highlights
October 18, 2023	Annual Workforce Awards, Year-end Performance, and Ratification of Fiscal Year Contracts, Recognize Appointments of Board of Directors
November 16, 2023	Red, White and You! Statewide Hiring Fair – Gilley's (Attendance Optional)
Nov. 29 – December 1, 2023	26 th Annual Texas Workforce Conference – Marriott Marquis, Houston Texas
2024 Board Schedule	
2024 Dates	Agenda (Tentative) Action Highlights
January 24, 2024	Committee Updates, Strategic Visioning, 40 th Anniversary Recognition
February 21, 2024	Auditor engagement, Budget review and Approval
March	No Meeting
April 17, 2024	Procurements & Leases
May 15, 2024	Review and Approval of Contracts
June 19, 2024	Procurement, Contracts and Policy
July	No Meeting
August 21, 2024	Presentation of Audit, & Review of Risk Management/Insurance Coverage
September 18, 2024	Review & Approval of Fiscal Year Contracts Report Card on Career Schools
October 16, 2024	Annual Workforce Awards, Year-end Performance, and Ratification of Fiscal Year Contracts, Recognize Appointments of Board Directors
TBA	Red, White and You! Statewide Hiring Fair (Attendance optional)
TBA	27 th Annual Texas Workforce Conference – Location TBA

Finance Committee Meetings

Wednesday, January 31, 2024 - 9:00 a.m. - 10:00 a.m., WFSDallas, 500 N. Akard Street, Suite 3030, Dallas, Texas - Review and Approval of 2023 Audit Plan & 2024 Budget

Wednesday, July 24, 2024 - 9:00 a.m. - 10:00 a.m. via zoom. Review and Accept the 2023 Audit and Ratification of Risk Management Coverage.

Board of Directors

Board Officers



Carter Holston
NEC Corp. Of America
Director of Real Estate



Dev Rastogi
AECOM
Vice President and
Dallas Executive



Harry Jones
Polsinelli
Shareholder



Bill O'Dwyer
MIINC Mechanical
President


Board Members



Rebecca Acuña
PepsiCo
Director of Gov. Affairs



J. Susie Upshaw Battie
American Federation
of Teachers
Teacher



Joanne Caruso
Jacobs
Chief Legal &
Administrative Officer




Alan Cohen
Child Poverty Action Lab
Executive Director



Cristina Criado
Criado and Associates
President & CEO



Nakia Douglas
UNT Dallas
Executive Director




Rolinda Duran
Texas Workforce Commission
Vocational Rehabilitation
VR Manager



Lewis E. Fulbright
Dallas AFL-CIO
Political Director



Diane Gomez-Thinnes
Better Therapeutics
Chief Commercial Officer



Bessie Gray
Texas Instruments
Vice President and Ethics Director



Magda Hernandez
Irving ISD
Superintendent



Susan Hoff
United Way of Metropolitan Dallas
Chief Strategy & Impact Officers

Board of Directors

Board Members



Terry Jones
Black Jack Pizza
Black Jack Enterprises
Owner and Entrepreneur



Dr. Justin H. Lonon
Dallas College
Chancellor




Ken S. Malcolmson
N. Dallas Chamber of Commerce
President & CEO



Dan Micciche
Akin Gump
Partner Emeritus



Miguel Solis
The Commit Partnership
Chief of Staff



Michelle Thomas
JP Morgan Chase & Co.
Region Executive for the
Southwest Region
Global Philanthropy - US
Markets Team



Ellen Torbert
Southwest Airlines
- retired



Laurie Bouillion Larrea
Board President
WFSDallas President



Connie Rash
Board Secretary
WFSDallas Senior Vice President

*Vacancies - Health & Human Services, and Employment Services

**Review and Approval of Meeting Minutes
September 20, 2023 Board of Directors**

Directors Present	Directors Present (cont'd)	Directors Absent
Joanne Caruso Cristina Criado Nakia Douglas Rolinda Duran Bessie Gray Magda Hernandez Susan Hoff Carter Holston, Chair Terry Jones	Dr. Justin Lonon Ken Malcolmson Daniel Micciche Bill O'Dwyer, Past Chair Dev Rastogi, Vice Chair Miguel Solis Diane Gomez-Thinnes Ellen Torbert	Rebecca Acuña J. Susie Upshaw Battie Alan Cohen Lewis Fulbright Stephanie R. Huerta Harry Jones, Treasurer Michelle Thomas

MINUTES

Call To Order/Welcome

Chair Carter Holston called the Board of Directors' meeting to order at 4:05 p.m. and welcomed everyone to the Dallas Regional Chamber. A quorum was present.

Declaration of Conflict of Interest

Chair Holston asked for Board of Directors' Declaration of Conflict of Interest on any of the Action Items, Rolinda Duran any TWC state matters, procurement and leases, Daniel Micciche, DISD, Dr. Justin Lonon, Dallas College, Susan Hoff any ChildCareGroup issues.

Public Comment – Tori Mannes, CEO and President ChildCareGroup

Commented on the quality rating and intentional professional development training for Child Care performed by her organization for child care providers.

Chair Comments – Carter Holson thanked everyone for in-person and virtual attendance.

Task Force / Committee Updates

Chair Carter Holston reported on behalf of Rebecca Acuna, Chair of Communications/Outreach. The goal is to continue to examine the customer journey, messaging, and look at possible disparities between workforce centers.

Governance Taskforce

Chair Joanne Caruso reported on behalf of her committee with plans to review the bylaws/governance plan and provide updated documents with a goal of having a recommendation for the board in 6 months. Next meeting planned for October 9th.

Strategic Planning Taskforce

Chair Dan Micciche reported that his committee will continue to review the present strategic plan and make recommendations. Research continues for the best facilitator and strategic plan examples across the state. Laurie Larrea, President, referenced page 22 of the board packet, regarding future procurement for a data informed strategic planning process to be conducted by January 2024.

Approval of Consent Agenda

Approval of the August 16, 2023, Board Minutes

Miguel Solis made the motion to accept the August Board Minutes, as presented in the board packet. The motion passed with Bill O'Dwyer seconding.

Board of Directors entered a Closed Session Meeting Pursuant to 551.071, Texas Open Meeting Act with attorney Reid Johnson present.

Closed Session convened at 4:30 p.m.

Closed Session Adjourned at 5:05 p.m.

Action Pursuant to Closed Meeting - None

Contracts, Demetria Robinson, Executive Vice President

Ms. Robinson discussed updated local match agreement amounts which included Richardson ISD for \$1M, and Irving ISD for \$200,000. She indicated that we have now met our local match and have exceeded our required amount with a surplus of \$250,000.

FY2024 Local Match Agreements

Each year, Boards are required to secure match funds from local partners to receive federal funding for childcare direct care services. The 2024 fiscal year total amount of local match required to access the federal childcare funds is \$4,329,030. Staff has secured \$3,480,000 at this time with each of the local match partners listed below. Staff's efforts continue to secure the remaining match amount of \$849,030 to meet our match requirement by January 31, 2024. Staff will bring new partnership agreements and/or amendments to existing partners back for ratification in October. The table below represents the total amount of local match funds secured from the listed partners:

Local Match Partners	Local Amount	Federal Amount
Dallas ISD	\$1,100,000	\$2,200,000
Dallas College	\$1,150,000	\$2,300,000
City of Dallas	\$ 850,000	\$1,700,000
City of Mesquite	\$ 380,000	\$ 760,000
Total Local Match Secured	\$3,480,000	\$6,960,000
<i>WFSDallas FY2024 Child Care Local Match Target</i>	<i>\$4,329,030</i>	<i>\$8,658,060</i>
<i>Remaining Local Match</i>	<i>(\$ 849,030)</i>	<i>(\$1,698,060)</i>

It was recommended that the Board give authorization to accept the contribution for the Local Match agreements as specified above as part of the CCG FY2024 contract to provide direct care to eligible children, effective October 1, 2023.

Dev Rastogi made the motion to accept the above recommendation. The motion passed with Bill O'Dwyer seconding. Abstentions: Dan Micciche

ChildCareGroup – FY 2024 Child Care Quality Contract (November 1st - October 30th)

CCG manages and operates the child care Texas Rising Star (TRS) program in Dallas County. Activities are aligned with the four certification categories determining the star level requiring coordination of allowable quality activities with procured vendors, providing mentoring services, and expanding access of quality care by increasing the number of TRS providers following the Texas Workforce Commission's TRS guidelines. The FY2024 funds consists of the following:

- \$ 3,670,000 for the management, operations, and coordination of all TRS activities to assist early learning programs in attaining a level of quality that exceeds the minimum standards for providing child care; and

- \$ 1,995,208 to provide mentoring/coaching services to all providers participating in the TRS program as well as those early learning programs onboarding to Texas Rising Star, maintaining and/or increasing their star level status.

It was recommended that the Board contract with the existing child care quality contractor, ChildCareGroup at cost not exceed \$5,665,208, as specified above, effective November 1, 2023, pending the receipt of grant funds from the Texas Workforce Commission.

Bill O'Dwyer made the motion to accept the above recommendation. The motion passed with Ellen Torbert seconding. Abstentions: Dan Micciche and Susan Hoff.

Correction to the Packet - Laurie Bouillion Larrea, President

Briefed the board and referenced (page18). Ms. Larrea highlighted an error on the chart (page 21). "TANF Applicants" should be 374 instead of 91 and 32% should read as 18%. We have also served 2,031 customers..

DISCUSSION – TANF/CHOICES By the Numbers

In July, the Board participated in an onsite visit to the Redbird Workforce Center. Since the visit, there has been several discussions regarding the TANF/CHOICES program. Ms. Robinson referenced pages 18-21 of the board packet to offer additional information.

Procurement, Policy & External Applications- Connie Rash, Senior Vice President

Legal Services

WFSDallas released a procurement for legal services with a deadline of Thursday, September 7, 2023. Responsive proposals were received from two firms Barnes and Thornburg, LLP and Taylor, Olson, Adkins, Sralla & Elam, LLP (TOASE). Due to the significance of this service, the evaluation team requested additional information to conduct a thorough review of the responses. We will re-evaluate the material received and make a recommendation at the October board of directors meeting. The current agreement will expire at the end of December.

Upcoming Procurements

Proposed procurements for 2024 includes:

- Data-informed Strategic Planning (late 2023 – early 2024)
- Management of Child Care Services (spring)
- Automated procurement system (spring)
- Encouraging Employer Engagement (summer)
- Vendor Services (fall)

ACTION - Policy

No Local Flexibility (NLF) - Child Care Services

TWC postponed the release of their new database system which impacts the implementation of State policy. Local policies continue to be in place pending the implementation of the new WD Letters, state system and guidance from TWC.

Board Contract Year 2024 Child Care Provider Payment Rates

NLF – TWC issued guidance based on the 2023 Texas Child Care Market Rate Survey in addition to the 2023 Cost of Quality Price Modeling Report. The maximum payment rate for licensed homes and registered homes will be set at the 75th percentile in accordance with the most recent Market Rate Survey. The rate increases are effective October 1, 2023. https://twc.texas.gov/files/policy_letters/20-23-twc.pdf

Reemployment Services and Eligibility Assessment - RESEA

NLF- RESEA is a federal grant program allowing states to provide intensive reemployment assistance to individuals who are receiving UI and who are likely to exhaust benefits before becoming reemployed.

This policy requires local boards to ensure proper documentation for appointment cancellations/no shows, RESEA program activities, participation exemptions, and claimant outreach.
https://twc.texas.gov/files/policy_letters/13-23-twc.pdf

WIOA Youth Program Elements Update

NLF- TWC issued Technical Assistance Bulletin 289, Change 3 to include updated definitions for comprehensive guidance and counseling, clarification to enrollment processes, use of self-attestation, and compliance with WIOA regulations §681.460, making available each of the 14 elements available to youth program participants. https://twc.texas.gov/files/policy_letters/tab-289-ch3.pdf

It was recommended that the Board approve policy changes presented above.

Bill O’Dwyer made the motion to accept the above recommendation. The motion passed with Nakia Douglas seconding. Abstention: Rolinda Duran

ACTION: Endorsement of External Applications/Agreements Update

Status of External Grants:	
Funded, Pending and Un-funded	
NEW – South Dallas Fair Park Opportunity Fund	WFSDallas supported a partnership with the Regional Hispanic Contractors Association. If selected for funding, a MOU will be developed within 60 days following grant award to support the partnership and negotiate specifics.
NEW – National Science Foundation (NSF)	WFSDallas supported the Dallas College and Tarrant County College NSF grant application that offers adult workers opportunities within the semiconductor industry. An accelerated workforce program that applies the FAME USA model.
NEW – AARP Foundation, Senior Community Service Employment Program	WFSDallas is partnering with AARP to add three new staff to the Redbird workforce center for three months. The Partnership may be extended for a longer period pending agreement by both parties.
Economic Development Administration	WFSDallas supported the SMU proposed Tech Hub centered in the Texoma region, including North Central Texas and Southern Oklahoma. The Texoma Semiconductor Innovation Consortium will respond to local and global needs for current and future semiconductor systems.
Economic Development Administration	WFSDallas collaborates with UTA and other partners in the DFW and Oklahoma regions for a Technology Hub Designation to create a Central Biomanufacturing Innovation Hub along the I-35 Corridor.
Economic Development Administration	WFSDallas supported Tarleton State University Center grant application serving the Dallas – Fort Worth Metro. Statistical Area. The Center will disseminate economic development data and policy research to inform legislative policymakers and stakeholders.
US Department of Labor and US Department of Justice	WFSDallas submitted a joint grant application with the Texas Workforce Commission and several other state-wide board areas to serve Hutchins and Seagoville locations in Dallas County to serve 200 participants with a budget of \$3,000,000 (phases 1-3).
Texas Workforce Commission – Self Sufficiency Grant Funds (SSF)	WFSDallas supported the SSF grant submitted by Aspires focused on upskilling opportunities within logistics and healthcare industries resulting in recognized credentials and employment opportunities with a total budget of \$499,360.
Texas Workforce Commission – Skills Development Grant Funds (SDF)	WFSDallas supported a Dallas College SDF grant which included a consortium of employers including On-Target, KPOST, MINT Dentistry, Kofile Tech., The Richards Group and VetIQ Staffing. Proposed skills training plans to upskill 114 new employees, and 724 current workers with a total budget of \$1,234,461.
US Dept of Labor	American GI Forum National Veterans Outreach Program submitted a grant to offer services to homeless veterans to include housing, employment assistance, job placement, economic opportunities, and support for family.

Federal Transit Administration Persistent Poverty	Dallas Area Rapid Transit submitted a grant application to support a new transit facility in the southern part of Dallas to enhance passenger access to the growing Reimagine Red Bird mixed use development and a new transit facility in the eastern part of Dallas. The funding will enable DART to quickly advance site planning, stakeholder collaboration and preliminary design for both proposed transit facilities.
---	--

It was recommended that the Board ratify support for grant applications and partnership presented above.

Ellen Torbert made the motion to accept the above recommendation. Ken Malcolmson seconded.
Motion Passed

Performance/Economic Snapshot, Richard Perez, Senior Research Manager

Mr. Perez referenced the July MPR Year to Date, Rolling, Board Comparison and At a Glance report on pages 24-27 of the board packet noting the Measurable Skills Gains are not showing in this MPR, pending TWC releases. Mr. Perez reported that Claimant Reemployment is not meeting at 88%.

Economic Snapshot on page 28, Mr. Perez stated Dallas County unemployment rate is lower than the State but is in line with the state averages. The level of employed continues to be the highest on record. The Texas Labor Force Participation Rate has increased year over year for July. Average Weekly Wage for the 1st Quarter 2023 for Dallas County, Texas and US is stronger than the year prior.

Financials and Grant Summary, Ashlee Verner, Chief Financial Officer/Executive Vice President

Ms. Verner CFO/EVP referred the board to page 12 of the Board Packet, illustrating total awards federal/state funding for 2023 compared to 2024.

Quality Assurance & Oversight, Rebecca Monnette, Quality Assurance Manager/EO Officer

Ms. Monnette briefed the board of directors on the Quality Assurance and Oversight report on page 32 of the board packet. She stated that the Board is working with TWC Audit Resolution on two findings for SNAP and TANF from the last monitoring review and one finding on improper payments for ChildCareGroup.

General Discussion/Other Business – None

The board meeting adjourned at 5:32 p.m.

ACTION - Financials

Employee Benefits

Health Insurance Quotes for new health care coverage, effective January 1, 2024, have NOT yet been received. However, we have received the renewal quote from our current provider. The renewal increase for FY2024 is about 7.2% but is not finalized.

Board staff requests authorization for the President and/or CFO to negotiate and sign for employee health, life and dental coverage based upon best price and continuity for our employees, upon receipt of price comparisons (at a price not to exceed an increase of 8% over what we currently paying from FY2023).

RECOMMENDATION: Board authorization for the President and/or CFO to negotiate and sign for employee health, life and dental coverage based upon best price and continuity for our employees, as indicated above.

**MEANS, ENDS AND EXPECTATIONS
DETAIL EXPENDITURE REPORT
August 2023**

Fund #	Contract Name	Contract #	End Date	Budget	Cumulative Expenses	% Expended	% Expected	Obligations	Total Expenses + Obligations	% Expenses Obligations
5401-22	WIOA-YOUTH-PROGRAM	0622WOY001	6/30/2024	\$ 4,950,050.00	\$ 4,679,346.27	94.53%	58.33%	\$ 249,817.70	\$ 4,929,163.97	99.58%
	WIOA-YOUTH-ADMIN	0622WOY001	6/30/2024	\$ 550,004.00	\$ 193,557.58	35.19%	58.33%	\$	\$ 193,557.58	35.19%
	TOTAL YOUTH			\$ 5,500,054.00	\$ 4,872,903.85	88.60%	58.33%	\$ 249,817.70	\$ 5,122,721.55	93.14%
5402-22	WIOA-ADULT-PROGRAM	0622WOA001	6/30/2024	\$ 4,928,576.40	\$ 3,985,077.94	80.86%	58.33%	\$ 409,435.54	\$ 4,394,513.48	89.16%
	WIOA-ADULT-ADMIN	0622WOA001	6/30/2024	\$ 547,619.60	\$ 65,509.98	11.96%	58.33%	\$	\$ 65,509.98	11.96%
	TOTAL ADULT			\$ 5,476,196.00	\$ 4,050,587.92	73.97%	58.33%	\$ 409,435.54	\$ 4,460,023.46	81.44%
5403-22	WIOA-DISLOCATED -PROGRAM	0622WOD001	6/30/2024	\$ 5,270,379.30	\$ 2,516,791.28	47.75%	58.33%	\$ 2,349,030.31	\$ 4,865,821.59	92.32%
	WIOA-DISLOCATED-ADMIN	0622WOD001	6/30/2024	\$ 585,597.70	\$ 90,503.56	15.45%	58.33%	\$	\$ 90,503.56	15.45%
	TOTAL DISLOCATED WORKER			\$ 5,855,977.00	\$ 2,607,294.84	44.52%	58.33%	\$ 2,349,030.31	\$ 4,956,325.15	84.64%
	TOTALS			\$ 16,832,227.00	\$ 11,530,786.61	68.50%	58.33%	\$ 3,008,283.55	\$ 14,539,070.16	86.38%
5401-23	WIOA-YOUTH-PROGRAM	0623WOY001	6/30/2025	\$ 5,871,200.40	\$ -	0.00%	8.33%	\$ 5,298,412.59	\$ 5,298,412.59	90.24%
	WIOA-YOUTH-ADMIN	0623WOY001	6/30/2025	\$ 652,355.60	\$ -	0.00%	8.33%	\$	\$ -	0.00%
	TOTAL YOUTH			\$ 6,523,556.00	\$ -	0.00%	8.33%	\$ 5,298,412.59	\$ 5,298,412.59	81.22%
5402-23	WIOA-ADULT-PROGRAM	0623WOA001	6/30/2025	\$ 5,708,139.30	\$ -	0.00%	8.33%	\$ -	\$ -	0.00%
	WIOA-ADULT-ADMIN	0623WOA001	6/30/2025	\$ 634,237.70	\$ -	0.00%	8.33%	\$	\$ -	0.00%
	TOTAL ADULT			\$ 6,342,377.00	\$ -	0.00%	8.33%	\$ -	\$ -	0.00%
5403-23	WIOA-DISLOCATED -PROGRAM	0623WOD001	6/30/2025	\$ 5,117,194.80	\$ -	0.00%	8.33%	\$	\$ -	0.00%
	WIOA-DISLOCATED-ADMIN	0623WOD001	6/30/2025	\$ 568,577.20	\$ -	0.00%	8.33%	\$	\$ -	0.00%
	TOTAL DISLOCATED WORKER			\$ 5,685,772.00	\$ -	0.00%	8.33%	\$ -	\$ -	0.00%
5416-23	WIOA-Rapid Response	0623WOR001	6/30/2025	\$ 68,808.00	\$ 12,797.13	18.60%	16.67%	\$ 56,010.87	\$ 68,808.00	100.00%
				\$ 18,620,513.00	\$ 12,797.13	0.07%	8.33%	\$ 5,354,423.46	\$ 5,367,220.59	28.82%

**MEANS, ENDS AND EXPECTATIONS
MONTHLY EXPENDITURE REPORT
August 2023**

Fund #	Contract Name	Contract #	End Date	Budget	Cumulative Expenses	% Expended	% Expected	Obligations	Total Expenses + Obligations	% Expenses Obligations
WORKFORCE INNOVATION AND OPPORTUNITY ACT										
	WIOA FORMULA FUNDS	0621 WIOA FUNDS	6/30/2023	\$ 16,832,227.00	\$ 11,530,786.61	68.50%	58.33%	\$ 3,008,283.55	\$ 14,539,070.16	86.38%
	WIOA FORMULA FUNDS	0622 WIOA FUNDS	6/30/2024	\$ 18,620,513.00	\$ 12,797.13	0.07%	8.33%	\$ 5,354,423.46	\$ 5,367,220.59	28.82%
7211-23	Resource Administration	0623RAG001	9/30/2023	\$ 7,467.00	\$ 6,706.24	89.81%	91.67%	\$ -	\$ 6,706.24	89.81%
6229-23	Trade Act Services	0623TRA001	12/31/2023	\$ 184,458.00	\$ 52,358.86	28.39%	N/A	\$ 108,523.53	\$ 160,882.39	87.22%
6239-23	Reemployment Services and Eligibility Assessment	0623REA001	9/30/2023	\$ 1,126,817.00	\$ 1,026,635.34	91.11%	91.67%	\$ -	\$ 1,026,635.34	91.11%
WIOA TOTALS	Totals			\$ 36,771,482.00	\$ 12,629,284.18	34.35%		\$ 8,471,230.54	\$ 21,100,514.72	57.38%
WAGNER-PEYSER EMPLOYMENT SERVICE										
6223-23	Employment Services	0623WPA001	12/31/2023	\$ 1,257,154.00	\$ 772,487.50	61.45%	73.33%	\$ 388,887.34	\$ 1,161,374.84	92.38%
6226-22	Training and Employment Navigator Pilot - Wagner F	0622WPB003	10/31/2023	\$ 199,300.00	\$ 152,631.39	76.58%	95.83%	\$ 39,218.67	\$ 191,850.06	96.28%
7246-23	Texas Veterans Commission	0623TVCO01	9/30/2023	\$ 136,177.00	\$ 134,572.27	98.82%	91.67%	\$ 0.02	\$ 134,572.29	98.82%
6225-23	WCI- Red, White, and You	0623WCI001	9/30/2023	\$ 45,000.00	\$ 45,000.00	100.00%	91.67%	\$ -	\$ 45,000.00	100.00%
6225-23	WCI- TVLP Operating Grant Activities	0623WCI001	9/30/2023	\$ 9,914.00	\$ 9,087.87	91.67%	91.67%	\$ -	\$ 9,087.87	91.67%
6225-23	WCI - Foster Care Youth Conference	0623WCI001	9/30/2023	\$ 2,500.00	\$ 931.08	37.24%	91.67%	\$ -	\$ 931.08	37.24%
6225-23	WCI- Careers in TX Industry Week/Youth Career Fai	0623WCI001	9/30/2023	\$ 35,000.00	\$ 16,860.60	48.17%	91.67%	\$ -	\$ 16,860.60	48.17%
E.S.TOTALS	Totals			\$ 1,685,045.00	\$ 1,131,570.71	67.15%		\$ 428,106.03	\$ 1,559,676.74	92.56%
FOOD STAMP EMPLOYMENT AND TRAINING										
2266-23	Suppl. Nutrition Assistance Program	0623SNE001	9/30/2023	\$ 1,362,349.00	\$ 1,205,698.98	88.50%	91.67%	\$ 108,101.86	\$ 1,313,800.84	96.44%
SNAP TOTALS	Totals			\$ 1,362,349.00	\$ 1,205,698.98	88.50%		\$ 108,101.86	\$ 1,313,800.84	96.44%
TEMPORARY ASSISTANCE FOR NEED FAMILIES										
2243-23	Noncustodial Parent Choices Program	0623NCP001	9/30/2023	\$ 455,220.00	\$ 313,990.32	68.98%	92.31%	\$ 104,114.10	\$ 418,104.42	91.85%
2245-23	Temporary Assistance for Needy Families	0623TAF001	10/31/2023	\$ 7,340,900.00	\$ 5,694,027.14	77.57%	84.62%	\$ 960,860.29	\$ 6,654,887.43	90.65%
TANF -TOTALS	Totals			\$ 7,796,120.00	\$ 6,008,017.46	77.06%		\$ 1,064,974.39	\$ 7,072,991.85	90.72%
CHILD CARE SERVICES										
1275-23	CCF CCMS CHILD CARE	0623CCF001	10/31/2023	\$ 125,169,541.00	\$ 102,252,970.32	81.69%	84.62%	\$ 16,330,399.52	\$ 118,583,369.84	94.74%
1271-23	CCM CCMS LOCAL INITIATIVE	0623CCM001	12/31/2023	\$ 8,920,354.00	\$ -	0.00%	73.33%	\$ 8,920,354.00	\$ 8,920,354.00	100.00%
1272-23	CHILD CARE DFPS	0623CCP001	8/31/2023	\$ 4,063,000.00	\$ 3,073,566.26	75.65%	100.00%	\$ -	\$ 3,073,566.26	75.65%
1274-23	CHILD CARE QUALITY	0623CCQ001	10/31/2023	\$ 6,646,956.00	\$ 2,833,712.82	42.63%	84.62%	\$ 3,062,989.18	\$ 5,896,702.00	88.71%
1288-22	TRS CONTRACTED SLOTS PILOT PROGRAM	0622CSL001	3/31/2024	\$ 450,000.00	\$ -	0.00%	59.09%	\$ -	\$ -	0.00%
CHILD CARE -TOI	Totals			\$ 145,249,851.00	\$ 108,160,249.40	74.46%		\$ 28,313,742.70	\$ 136,473,992.10	93.96%
STATE OF TEXAS										
7230-22	Adult Education and Literacy	0618ALAE0	6/30/2023	\$ 7,641,707.00	\$ 6,682,017.38	87.44%	100.00%	\$ -	\$ 6,682,017.38	87.44%
7230-23	Adult Education and Literacy	0618ALAF0	6/30/2024	\$ 6,901,537.00	\$ -	0.00%	100.00%	\$ 5,589,283.10	\$ 5,589,283.10	80.99%
	Totals			\$ 14,543,244.00	\$ 6,682,017.38	45.95%		\$ 5,589,283.10	\$ 12,271,300.48	84.38%
GRAND TOTAL - Grants				\$ 242,860,831.00	\$ 147,360,421.85	60.68%		\$ 52,338,145.63	\$ 199,698,567.48	82.23%

**MEANS, ENDS AND EXPECTATIONS
MONTHLY EXPENDITURE REPORT
August 2023**

Fund #	Contract Name	Contract #	End Date	Budget	Cumulative Expenses	% Expended	% Expected	Obligations	Total Expenses + Obligations	% Expenses Obligations
STATE OF TEXAS - Contracts										
7352-23	Summer Earn and Learn	3022VRS031	9/30/2023	\$ 670,617.65	\$ 30,189.33	4.50%	75.00%	\$ 552,364.08	\$ 582,553.41	86.87%
7353-22	Student Hireability Navigator	3018VRS135-YR 4	8/31/2023	\$ 226,000.00	\$ 225,915.80	99.96%	100.00%	\$ -	\$ 225,915.80	99.96%
7354-18	Wage Services for Paid Work Experience	3018VRS173	8/31/2022	\$ 500,000.00	\$ 477,983.38	95.60%	100.00%	\$ -	\$ 477,983.38	95.60%
7500-23	Infrastructure Support Services and Shared Cost	0623COL001	8/31/2023	\$ 909,084.29	\$ 890,059.35	97.91%	100.00%	\$ -	\$ 890,059.35	97.91%
7500-24	Infrastructure Support Services and Shared Cost	0624COL001	9/22/2023	\$ 915,865.56	\$ 37,183.88		0.00%	\$ -	\$ 37,183.88	4.06%
				\$ 3,221,567.50	\$ 1,661,331.74	51.57%		\$ 552,364.08	\$ 2,213,695.82	68.71%
PRIVATE										
8535-19	Walmart Statewide - PATHS	Walmart Foundation	5/15/2024	\$ 5,454,750.00	\$ 5,300,525.39	97.17%	85.00%	\$ -	\$ 5,300,525.39	97.17%
8603-20	Jobs for the Future	Jobs for the Future, Inc.	10/25/2023	\$ 100,000.00	\$ 91,806.25	91.81%	97.30%	\$ -	\$ 91,806.25	91.81%
8604-21	Prologis Community Workforce Initiative – Phase II	Jobs for the Future, Inc.	5/31/2023	\$ 302,500.00	\$ 232,761.94	76.95%	100.00%	\$ -	\$ 232,761.94	76.95%
8700-21	Dallas College - Professional Services	Dallas College	1/31/2025	\$ 500,000.00	\$ 114,349.30	22.87%	64.58%	\$ 159,955.08	\$ 274,304.38	54.86%
8540-23	Google Pine Tree		12/31/2023	\$ 226,821.00	\$ 164,082.33	72.34%	71.43%	\$ -	\$ 164,082.33	72.34%
Totals				\$ 6,584,071.00	\$ 5,903,525.21	89.66%		\$ 159,955.08	\$ 6,063,480.29	92.09%

Workforce Solutions Greater Dallas
Statements of Financial Position (Unaudited)
August 31, 2023 and December 31, 2022

	<u>8/31/2023</u> <u>(Unaudited)</u>	<u>12/31/2022</u> <u>(Audited)</u>
Assets		
Current Assets		
Cash	\$ 5,910,112	12,565,119
Grants receivable	15,676,917	9,407,572
Advances and other receivables	457,022	119,522
Prepaid expenses	28,248	299,811
Total Current Assets	<u>22,072,299</u>	<u>22,392,024</u>
Noncurrent Assets		
Equipment, net	206,528	206,528
Right-of-Use Asset, net	10,502,597	10,502,597
Total Noncurrent Assets	<u>10,709,125</u>	<u>10,709,125</u>
Total assets	<u>\$ 32,781,424</u>	<u>33,101,149</u>
Liabilities and net assets		
Current Liabilities		
Accounts payable and accrued liabilities	19,556,968	19,835,262
Current portion of deferred revenue	1,482,009	1,482,009
Current portion of lease liability-operating	1,727,310	1,727,310
Current portion of employee benefits payable	21,422	47,461
Total Current Liabilities	<u>\$ 22,787,709</u>	<u>23,092,042</u>
Noncurrent Liabilities		
Noncurrent portion of deferred revenue	94,749	94,749
Noncurrent portion of lease liability-operating	8,888,686	8,888,686
Noncurrent portion of employee benefits payable	—	21,423
Total Noncurrent Liabilities	<u>8,983,435</u>	<u>9,004,858</u>
Total liabilities	<u>\$ 31,771,144</u>	<u>32,096,900</u>
Net assets		
Without donor restrictions	1,010,280	1,004,249
With donor restrictions	—	—
Total net assets	<u>1,010,280</u>	<u>1,004,249</u>
Total liabilities and net assets	<u>\$ 32,781,424</u>	<u>33,101,149</u>

Workforce Solutions Greater Dallas
Statements of Activities (Unaudited)
Period ended August 31, 2023 and December 31, 2022

	<u>8/31/2023 (Unaudited)</u>			<u>12/31/2022 (Audited)</u>		
	<u>Without Donor Restrictions</u>	<u>With Donor Restrictions</u>	<u>Total</u>	<u>Without Donor Restrictions</u>	<u>With Donor Restrictions</u>	<u>Total</u>
Revenues and other support						
Revenues from grants and contracts	124,417,417	—	124,417,417	175,050,090	—	175,050,090
Other	3,079	—	3,079	154,116	—	154,116
Dividends & interest	6,031	—	6,031	4,630	—	4,630
Net assets released from restrictions	—	—	—	94,297	(94,297)	—
Total revenues and other support	<u>124,426,527</u>	<u>—</u>	<u>124,426,527</u>	<u>175,303,133</u>	<u>(94,297)</u>	<u>175,208,836</u>
Expenses						
Direct program services	121,532,159	—	121,532,159	171,102,538	—	171,102,538
Administration	2,888,337	—	2,888,337	3,940,789	—	3,940,789
Total expenses	<u>124,420,496</u>	<u>—</u>	<u>124,420,496</u>	<u>175,043,327</u>	<u>—</u>	<u>175,043,327</u>
Change in net assets	6,031	—	6,031	259,806	(94,297)	165,509
Net assets, beginning of year	1,004,249	—	1,004,249	744,443	94,297	838,740
Net assets, end of year	<u>\$ 1,010,280</u>	<u>\$ -</u>	<u>\$ 1,010,280</u>	<u>\$ 1,004,249</u>	<u>\$ -</u>	<u>\$ 1,004,249</u>

ACTION - Procurement

Legal Services

WFSDallas released a procurement for legal services with a deadline of Thursday, September 7, 2023. Responsive proposals were received from two firms Barnes and Thornburg, LLP and Taylor, Olson, Adkins, Sralla & Elam, LLP (TOASE). The evaluation team interviewed the two firms with additional questions to clarify responses. After interviews and evaluation of written proposals, Barnes and Thornburg received the highest score with an average of 90.7. The terms of the RFP offers legal representation for up to four years, staff will continually evaluate services to ensure that legal representation meets the needs of the Board.

RECOMMENDATION: Board authorization to accept the response from Barnes and Thornburg, LLP to provide legal services.

Additional Child Care Quality Innovative and/or Professional Development Activities

WFSDallas released a procurement for Additional Child Care Quality Innovative and/or Professional Development Activities with a deadline of Thursday, October 5, 2023. We received six responsive proposals. Proposals were scored independently by a team of reviewers. The organizations listed below are recommended for contract negotiations or added to the approved vendors' list:

Professional Development and Other Innovative Activities

Organization Name	Proposed Cost	Proposed Activity
Dallas College	\$621,025	CDA Prep. For Assessment Credit Courses, Administrative Cert., Child Development and Early Childhood Cert., AAS Degree Courses, BAS Degreed Courses, Online Texas Core Curriculum targeted to the early childhood workforce, TSI EdReady Preparation Course.
Educational First Steps	\$429,508	Child Growth and Development; Responsive Interactions and Guidance; Learning Environments, Planning Framework, Curriculum and Standards; Supporting Skill Development; Observations and Assessments; Diversity and Dual Language Learners; Family & Community Relationships; Health, Safety & Nutrition.

Vendors' List

The following will be added to a vendors' list available to child care providers with training available on an as needed basis. Training topics align with core competencies for early childhood professionals identified by the Texas Early Childhood Development System (e.g., child growth and development, observation & assessment, health, safety & nutrition, and developmentally appropriate curriculum). The approved vendors include:

- Camp Fire First Texas
- ElevatED Solutions
- Lakeshore Learning Materials, LLC
- Wonderschool

RECOMMENDATION: Board authorization to negotiate and contract with Dallas College and Educational First Steps presented above. In addition, approval to add selected vendors to provide authorized services, at reasonable rates, scheduled and delivered through October 2024, on an as-needed basis, pending receipt of funds and in accordance with state/federal policy.

ACTION - Policy

No Local Flexibility (NLF)

Equal Opportunity

WFSDallas will edit all documents, as appropriate, to comply with the following Codes of Regulation as it relates to EO and Discrimination guidelines:

- 29 CFR 38.12 – Discrimination prohibited based on disability
- 29 CFR 38.36 – Obligation to publish EO notice
- 29 CFR 38.18 – Employment practices covered
- 29 CFR 38.40 – Affirmative Outreach

Required WIOA Board Partnerships

WFSDallas will comply with WD letter [WD 22-23](#) for required partnerships to include: Carl D. Perkins (post-secondary career and technical education programs, community services block grant employment and training programs, Grantees of US Dept. of Housing and Urban Development E&T programs, Job Corp., Indian and Native American programs, YouthBuild, and Second Chance Act programs).

Planning for Individualized Instruction Initiative

TWC released guidance [WD 16-23](#) on opportunities through Planning for Individualized Instruction initiative to support child care programs in accessing child progress monitoring tools as part of a strategy to improve quality of child care.

Board Contract Year 2024 Federal Poverty Guidelines and State Median Income Amounts for Determining Eligibility and Parent Share of Cost for Child Care Services. WFSDallas will comply with [WD 24-23](#)

Board Contract Year 2024 Income Limit Eligibility Code Card for Child Care Services

Effective: October 1, 2023–September 30, 2024

Family Size	Gross Annual Income								
	100% FPG	150% FPG	175% FPG	185% FPG	200% FPG	55% SMI	75% SMI	80% SMI	85% SMI
1	\$14,580	\$21,870	\$25,515	\$26,973	\$29,160	\$27,017	\$36,842	\$39,298	\$41,754
2	\$19,720	\$29,580	\$34,510	\$36,482	\$39,440	\$35,330	\$48,178	\$51,390	\$54,601
3	\$24,860	\$37,290	\$43,505	\$45,991	\$49,720	\$43,643	\$59,514	\$63,481	\$67,449
4	\$30,000	\$45,000	\$52,500	\$55,500	\$60,000	\$51,956	\$70,850	\$75,573	\$80,296
5	\$35,140	\$52,710	\$61,495	\$65,009	\$70,280	\$60,269	\$82,185	\$87,664	\$93,143
6	\$40,280	\$60,420	\$70,490	\$74,518	\$80,560	\$68,582	\$93,521	\$99,756	\$105,991
7	\$45,420	\$68,130	\$79,485	\$84,027	\$90,840	\$70,141	\$95,647	\$102,023	\$108,400
8	\$50,560	\$75,840	\$88,480	\$93,536	\$101,120	\$71,700	\$97,772	\$104,290	\$110,809
9	\$55,700	\$83,550	\$97,475	\$103,045	\$111,400	\$73,258	\$99,898	\$106,558	\$113,218
10	\$60,840	\$91,260	\$106,470	\$112,554	*	\$74,817	\$102,023	\$108,825	\$115,626
11	\$65,980	\$98,970	\$115,465	*	*	\$76,376	\$104,149	\$111,092	\$118,035
12	\$71,120	\$106,680	*	*	*	\$77,934	\$106,274	\$113,359	\$120,444
13	\$76,260	\$114,390	*	*	*	\$79,493	\$108,400	\$115,626	\$122,853
14	\$81,400	\$122,100	*	*	*	\$81,052	\$110,525	\$117,894	\$125,262
15	\$86,540	*	*	*	*	\$82,611	\$112,651	\$120,161	\$127,671

*Families at these income levels are not eligible for Child Care and Development Fund (CCDF)-supported child care because these income figures exceed 85 percent of the state median income (SMI) for a family of the same size.

RECOMMENDATION: Board authorization to approve policies above.

ACTION: Endorsement of External Applications/Agreements Update

Status of External Grants:

Funded, Pending and Un-funded

US Dept. of Transportation	WFSDallas supported the Southwestern Medical District Corridor Green Initiative, and the Reconnecting Communities and Neighborhoods grant application for the Southwestern Medical District Green Park project.
City of Dallas	WFSDallas supported the larger Southwestern Medical District Corridor Green Initiative and the Texas Tree Foundation's application for the 24' City of Dallas Bond for the Southwestern Medical District Harry Hines/Inwood Interchange Reconstruction project.
US Environmental Protection Agency	WFSDallas supported a grant collaboration between Harris County and the Texas Solar for All Coalition, as part of the EPA's Solar for All Initiative.
South Dallas Fair Park Opportunity Fund	WFSDallas supported a partnership with the Regional Hispanic Contractors Association. If selected for funding, a MOU will be developed within 60 days following grant award to support the partnership and negotiate specifics.
National Science Foundation (NSF)	WFSDallas supported the Dallas College and Tarrant County College NSF grant application that offers adult workers opportunities within the semiconductor industry. An accelerated workforce program that applies the FAME USA model.
Economic Development Administration	WFSDallas supported the SMU proposed Tech Hub centered in the Texoma region, including North Central Texas and Southern Oklahoma. The Texoma Semiconductor Innovation Consortium will respond to local and global needs for current and future semiconductor systems.
Economic Development Administration	WFSDallas collaborates with UTA and other partners in the DFW and Oklahoma regions for a Technology Hub Designation to create a Central Biomanufacturing Innovation Hub along the I-35 Corridor.
Economic Development Administration	WFSDallas supported Tartleton State University Center grant application serving the Dallas – Fort Worth Metro. Statistical Area. The Center will disseminate economic development data and policy research to inform legislative policymakers and stakeholders.
US Department of Labor and US Department of Justice	WFSDallas submitted a joint grant application with the Texas Workforce Commission and several other state-wide board areas to serve Hutchins and Seagoville locations in Dallas County to serve 200 participants with a budget of \$3,000,000 (phases 1-3).
Texas Workforce Commission – Self Sufficiency Grant Funds (SSF)	WFSDallas supported the SSF grant submitted by Aspires focused on upskilling opportunities within logistics and healthcare industries resulting in recognized credentials and employment opportunities with a total budget of \$499,360.
Texas Workforce Commission – Skills Development Grant Funds (SDF)	WFSDallas supported a Dallas College SDF grant which included a consortium of employers including On-Target, KPOST, MINT Dentistry, Kofile Tech., The Richards Group and VetIQ Staffing. Proposed skills training plans to upskill 114 new employees, and 724 current workers with a total budget of \$1,234,461.
US Dept of Labor	American GI Forum National Veterans Outreach Program submitted a grant to offer services to homeless veterans to include housing, employment assistance, job placement, economic opportunities, and support for family.
Federal Transit Administration Persistent Poverty	Dallas Area Rapid Transit submitted a grant application to support a new transit facility in the southern part of Dallas to enhance passenger access to the growing Reimagine Red Bird mixed use development and a new transit facility in the eastern part of Dallas. The funding will enable DART to quickly advance site planning, stakeholder collaboration and preliminary design for both proposed transit facilities.

RECOMMENDATION: Board authorization to ratify support for grant applications and partnership presented above.

Workforce Solutions Greater Dallas - Education & Industry Partnerships

The Education Outreach Team partners with local school districts to provide Teachers, Students, and Employers with information, resources, and connection opportunities to enhance CTE & P-Tech programs. The aim is to build true talent pipelines. This team is aggressively targeting school to work issues while students are still in school, helping students to make better decisions and teachers build better programs.

Texas Career Day 2023: Workforce Solutions recently partnered with 22 Middle and High Schools to connect 872 students to 51 Industry Partners at a career exploration event in September.



Current Partnerships include Dallas ISD and Garland ISD, with forthcoming agreements with Mesquite ISD, Richardson ISD, and Desoto ISD.

2023 Total: By the Numbers ***-Impacts on local school districts.***

	Adult Stakeholders	Students	Events/ Presentations
Jan 2023 – Sep 2023	2,227	4,293	104

Innovation 2023



PATHS for Texas – WFSDallas took the lead as the administrator for a grant from Walmart.org to upskill frontline workers in four workforce board areas in Texas.

With regularly scheduled meetings to address progress and improve efficiency, we met the training and completion goals in 2022 and extended to May 2024 without additional funding from Walmart.org. WFSDallas continues to lead this group and cultivate relationships that will continue to increase our footprint and ability to collaborate with multiple entities to better meet employer and job seeker needs across Texas.



WFSDallas, in partnership with Google Data Centers, has created three training cohorts for Fiber Optic Installation Technicians. This initiative was created to address a shortage of technicians in an industry that is vital to business, but not well known to job seekers.

To date, we have completed two cohorts of 10 participants each with one final cohort of 8 by the end of year. This initiative has yielded employment opportunities for all participants and increased interest from multiple employers while qualified Techs are in short supply and the industry grows.



WFSDallas and Prologis have continued our partnership to provide innovative logistics training for our DFW job seekers.

Our grant from Jobs for the Future ended in April, but Prologis began to directly funding the initiative from May 2023 – Dec 2023. We have enrolled 2,100 since 2020. This training has put learners in a unique position within the logistics industry locally. 1,170 individuals have gained employment in the TDL industry since 2020! Upon completion of the free online courses participants are equipped with the knowledge and tools to be the best candidates for the positions they are seeking to obtain and have a foundation to be industry leaders in the future should they so choose.



DFW Apprenticeship Accelerator – WFSDallas has partnered with Educate Texas’ Career Connect Texas, an initiative of Communities Foundation of Texas, Dallas Regional Chamber, and Dallas College to present the DFW Accelerator

Apprenticeship Symposium. Our goal via this event is to provide employers with comprehensive insights into the world of apprenticeships and how they can significantly contribute to the growth and success of any organization. The apprenticeship concentration for this symposium is IT and Healthcare apprenticeships. The event will be held at Communities Foundation of Texas, Oct 24th, 9:30am to 3pm.



Digital Skills Dallas – In an industry where certifications have eclipsed 4-year degrees to equip professionals with the best education and training for their day-to-day duties, Digital Skill Dallas offers Grow with Google and IBM Skills Build online courses to help candidates prepare to earn Tech Certifications and develop skills that can meet the needs of employers. This partnership has yielded 250 enrolled participants to date and like our other training initiative, it has positioned participants for employment and advancement opportunities in their industry concentration.



Metrix Learning – WFSDallas teamed with Metrix Learning to offer free electronic training through an online learning portal, that helps learners refresh existing skills and learn new ones that ensures success in the ever-changing employment market. This collaboration continues to gain momentum and has proven to expand learners’ knowledge and skills base.

Through August, we 2,240 enrolled, and 28 from Dallas completed training and received funding from TWC for certification exams.



WFSDallas’ partnership with LinkedIn Recruiter and Talent Insights has produced great results for our recruitment and placement efforts for not only job seekers but also employers. WFSDallas recently shared best practices with all Texas boards on the September call hosted by TWC and LinkedIn. Lynn Hoffman and our Business Services Team shared insights to help other boards identify innovative ways to maximize LinkedIn recruitment and talent management tools and processes.



During the EdTech Week conference in NYC (Oct 2 – 5), WFSDallas Senior Innovation Manager, Lynn Hoffman joined thousands from education technology organizations across the globe. During the Adult Learning Summit, she led a session titled, “What is a Workforce Development Board and Why Should You Care.” Lynn shared innovative insights to increase collaboration between private partners and the public workforce system. Her attendance and presentation led to multiple conversations with EdTech companies concerning our current collaborations and how they can join WDBs to develop innovative and creative ways to upskill students and adults and create pathways for sustainable and long-lasting opportunities for employment.

Training Vendor Performance by Program

Entered Employment Q2 and Median Earnings Q2 are WIOA Customers that exited training programs between July 2021 -June 2022

Credential Rate are WIOA Customers that exited training programs January 2021 and December 2021

	Entered Employment Numerator	Entered Employment Denominator	%	Obtained Credential Numerator	Obtained Credential Denominator	%	Mean Quarterly Earnings
Indicates Missing Performance Measure.							
WFSDallas performance indicators		75%			75%		\$5,300
Healthcare							
Absolute Allied Health Academy - Accelerated Medical Assistant Program	2	6	33.33%	2	3	66.67%	\$ 5,642.00
Alpha Medical Institute - MEDICAL BILLING and CODING TECHNICIAN	4	4	100.00%	4	7	57.14%	\$ 3,627.00
Alpha Medical Institute - MEDICAL BILLING and CODING TECHNICIAN -ONLINE	2	4	50.00%	4	4	100.00%	\$ 1,561.00
Arlington Career Institute - Medical Assistant	2	3	66.67%	2	2	100.00%	\$ 10,001.00
Arlington Career Institute - Medical Office Specialist	1	1	100.00%	1	2	50.00%	\$ 19,172.00
Asher College - Health Information Specialist	5	5	100.00%	1	3	33.33%	\$ 9,173.00
Asher College - Medical Records Specialist	2	2	100.00%	2	2	100.00%	\$ 12,264.00
Asher College - Pharmacy Technician	1	1	100.00%	3	5	60.00%	\$ 11,645.00
CCI Training Center Inc - Medical Assisting With Nutrition And Weight Management	2	2	100.00%	1	1	100.00%	\$ 4,715.00
CCI Training Center Inc - Pharmacy Tech & Lab Procedures	2	2	100.00%	1	1	100.00%	\$ 4,926.00
CCI Training Center Inc - Pharmacy Tech And Lab Procedures	1	1	100.00%	0	1	0.00%	\$ 11,523.00
Ce Global Health Education Network Inc - Dental Assisting	3	3	100.00%	2	2	100.00%	\$ 5,972.00
Ce Global Health Education Network Inc - Medical Assistant	5	7	71.43%	5	6	83.33%	\$ 6,002.00
Ce Global Health Education Network Inc - Pharmacy Technician	2	2	100.00%	1	1	100.00%	\$ 5,814.00
Ce Global Health Education Network Inc - Phlebotomy Technician	3	4	75.00%	4	4	100.00%	\$ 5,016.00
Concorde Career College - Dental Assistant	1	1	100.00%	1	2	50.00%	\$ 349.00
Concorde Career College - Medical Assistant	2	2	100.00%	1	1	100.00%	\$ 15,128.00
Concorde Career College - Medical Office Administration	1	1	100.00%	1	1	100.00%	\$ 4,931.00
Concorde Career College - Pharmacy Technician	1	1	100.00%	1	2	50.00%	\$ 2,727.00
Dallas Career Institute - Patient Care Technician	1	2	50.00%	1	1	100.00%	\$ 5,459.00
Emergency Medical Training Services (EMTS) - Emergency Medical Technician EMT	2	2	100.00%	0	2	0.00%	\$ 4,402.00
iMed Health Training Center - Health Information Technology	1	1	100.00%	1	1	100.00%	\$ 6,735.00
iMed Health Training Center - Medical Assistant w/Phlebotomy Technician	10	13	76.92%	6	8	75.00%	\$ 5,843.00
iMed Health Training Center - Medical Billing and Coding	4	6	66.67%	11	13	84.62%	\$ 7,553.00
Joshua Career Institute - Healthcare Information Technician (On Line)	1	1	100.00%	1	1	100.00%	\$ 11,639.00
Joshua Career Institute - Medical Billing and Coding Specialist (On-Line)	1	1	100.00%	0	1	0.00%	\$ 8,131.00
Medical and Dental School of Dallas - Medical Assisting	1	1	100.00%	0	1	0.00%	\$ 2,197.00
National Trade Institute - Medical Insurance Coding Specialist/Coder	0	1	0.00%	0	1	0.00%	\$ -
National Trade Institute - Medical Office Assistant/Specialist	1	1	100.00%	0	1	0.00%	\$ 5,179.00
NDS Dental Assistant School - Advanced Expanded Dental Assisting	4	4	100.00%	1	1	100.00%	\$ 5,435.00
NDS Dental Assistant School - Dental Assisting	8	8	100.00%	14	17	82.35%	\$ 5,583.00
Peloton College - Medical Assistant	1	1	100.00%	1	1	100.00%	\$ 5,142.00
School of Health Careers LLC - Dental Assistant	7	8	87.50%	7	8	87.50%	\$ 5,087.00
SIPS Training & Development - Sterilization Technologist Training	7	8	87.50%	4	5	80.00%	\$ 5,178.00
Texas A&M Corpus Christi - Certified Medical Administrative Assistant with Certified Electronic Health Records Specialist + Med	0	1	0.00%	1	1	100.00%	\$ -
Texas Advancement Center - Medical Billing and Coding Specialist	14	18	77.78%	21	27	77.78%	\$ 6,045.00
Texas Advancement Center - Medical Front Office Assistant	10	13	76.92%	10	13	76.92%	\$ 5,803.00
Texas Career Institute - Dental Assistant Training Program	1	2	50.00%	1	2	50.00%	\$ 96.00
Texas Career Institute - Medical and Clinical LAB and Phlebotomy Technician program	2	4	50.00%	2	4	50.00%	\$ 3,153.00
Texas Career Institute - Medical Billing and Coding Training Program	0	1	0.00%	1	1	100.00%	\$ -
Texas Career Institute - Pharmacy Technician Training Program	0	1	0.00%	2	2	100.00%	\$ -
The College of Health Care Professions - Medical Assistant	2	3	66.67%	2	3	66.67%	\$ 11,595.00
The College of Health Care Professions - Medical Coding and Billing	1	1	100.00%	1	1	100.00%	\$ 11,594.00
University of Texas at Arlington Division of Continuing Education - EKG Technician	0	1	0.00%	1	1	100.00%	\$ -

Training Vendor Performance by Program

Entered Employment Q2 and Median Earnings Q2 are WIOA Customers that exited training programs between July 2021 -June 2022

Credential Rate are WIOA Customers that exited training programs January 2021 and December 2021

	Entered Employment Numerator	Entered Employment Denominator	%	Obtained Credential Numerator	Obtained Credential Denominator	%	Mean Quarterly Earnings
Indicates Missing Performance Measure.							
WFSDallas performance indicators		75%			75%		\$5,300
Information Technology/Telecommunications							
ACI - AWS re/Start Cloud Support	3	4	75.00%	1	1	100.00%	\$ 12,235.00
ACI - Computer User Support Specialist	5	6	83.33%	10	12	83.33%	\$ 9,993.00
ACI - Information Security Analyst (ISA)	9	9	100.00%	4	6	66.67%	\$ 7,254.00
ACI - Network Support Specialist	2	2	100.00%	1	2	50.00%	\$ 16,786.00
ACI - Technical Support Specialist	18	21	85.71%	9	9	100.00%	\$ 17,467.00
AllSkilled - IT Networking and Security	1	1	100.00%	0	1	0.00%	\$ 11,876.00
AllSkilled - Network Systems Administrator Professional	2	2	100.00%	1	1	100.00%	\$ 13,203.00
Alpha Medical Institute - Computer and Information System Management	1	1	100.00%	0	1	0.00%	\$ 2,992.00
Alpha Medical Institute - Computer Network Engineer Administrator	1	1	100.00%	3	3	100.00%	\$ 4,742.00
Asher College - Computer and Network Technician	1	1	100.00%	1	2	50.00%	\$ 3,129.00
Asher College - Computer Information Specialist	0	3	0.00%	3	3	100.00%	\$ -
Asher College - Fundamentals of Computer and Network Technician	1	1	100.00%	1	2	50.00%	\$ 9,680.00
Asher College - Fundamentals of Computer Information Specialist	1	1	100.00%	1	1	100.00%	\$ 23,766.00
Asher College - Network Support Specialist	1	1	100.00%	1	2	50.00%	\$ 10,103.00
Careers Institute of America - Network Administrator	1	1	100.00%	1	1	100.00%	\$ 9,750.00
CCI Training Center Inc - Computer and Network Administration	4	5	80.00%	3	5	60.00%	\$ 1,667.00
Cloud Technology Experts - AWS Certified Deops Engineer	1	1	100.00%	1	1	100.00%	\$ 4,142.00
Cloud Technology Experts - Cloud Computing Artitechture	2	2	100.00%	1	2	50.00%	\$ 19,765.00
ComputerMinds com - Cybersecurity Administrator Program	1	1	100.00%	1	1	100.00%	\$ 6,610.00
ComputerMinds com - Cybersecurity Professional Training	1	1	100.00%	2	2	100.00%	\$ 21,990.00
ComputerMinds com - Cybersecurity Specialist Program	1	1	100.00%	1	1	100.00%	\$ 31,042.00
ComputerMinds com - IT Project Management Training	3	3	100.00%	10	11	90.91%	\$ 28,191.00
ComputerMinds com - Network Administrator Program	6	9	66.67%	6	8	75.00%	\$ 7,533.00
ComputerMinds com - Network Support Technician Training	3	3	100.00%	1	2	50.00%	\$ 13,005.00
ComputerMinds com - Project Management Program	4	4	100.00%	6	7	85.71%	\$ 17,494.00
ComputerMinds com - Project Management Training	5	6	83.33%	10	10	100.00%	\$ 26,062.00
Divergence Academy - Cybersecurity Professional Penetration Tester	1	1	100.00%	1	1	100.00%	\$ 20,000.00
Edge Tech Academy - Software Development	1	1	100.00%	1	1	100.00%	\$ 16,880.00
Lanecert Inc - Cisco Internet Expert (Enterprise Infrastructure) Program	1	1	100.00%	1	1	100.00%	\$ 15,498.00
National Trade Institute - Computer and Information Systems Security/Information Assurance	1	1	100.00%			#DIV/0!	\$ 13,614.00
St Michael's Learning Academy - SAP Enterprise Systems Business Analyst	1	1	100.00%	1	1	100.00%	\$ 24,128.00
Texas A&M University Corpus Christi - Project Management Essentials with CAPM Prep	1	1	100.00%	1	1	100.00%	\$ 13,335.00
Texas A&M University Corpus Christi - The Complete Project Manager with CAPM and PMP Prep	1	1	100.00%	1	1	100.00%	\$ 7,210.00
Texas Advancement Center - Comp TIA A Certification Course	4	7	57.14%	4	4	100.00%	\$ 10,396.00
Texas Advancement Center - Comp TIA Networking Certification Course	3	4	75.00%	2	2	100.00%	\$ 10,295.00
Texas Advancement Center - Cyber Security	1	1	100.00%	0	1	0.00%	\$ 2,005.00
Texas Premier Technology Institute Inc - IT Security Administrator Associate Program	2	3	66.67%	2	2	100.00%	\$ 8,313.00
Texas Premier Technology Institute Inc - Network Systems Administrator Associate Program	0	1	0.00%	0	1	0.00%	\$ -
Texas School of Continuing Education & Recruitment - COMPREHENSIVE MOBILE REPAIR TECHNICIAN	1	1	100.00%	0	1	0.00%	\$ -
Texas School of Continuing Education & Recruitment - Hybrid-DIPLOMA IN DIGITAL MARKETING & SEARCH ENGINE OPTIMIZATION	1	1	100.00%	1	1	100.00%	\$ 12,989.00
UT Austin, CPEUT Austin, CPE - Coding Boot Camp Certificate Program (part time)	1	1	100.00%	1	1	100.00%	\$ 21,250.00

Training Vendor Performance by Program

Entered Employment Q2 and Median Earnings Q2 are WIOA Customers that exited training programs between July 2021 -June 2022


Credential Rate are WIOA Customers that exited training programs January 2021 and December 2021

	Entered Employment Numerator	Entered Employment Denominator	%	Obtained Credential Numerator	Obtained Credential Denominator	%	Mean Quarterly Earnings
Indicates Missing Performance Measure.							
WFSDallas performance indicators		75%			75%		\$5,300
Construction/Industrial Production							
Careers Institute of America - Air Conditioning Heating and Refrigeration Technician	1	1	100.00%	3	4	75.00%	\$ 993.00
Construction Education Foundation, Inc. - Electrical	1	1	100.00%	1	1	100.00%	\$ 20,292.00
ForgeNow - Electrical Wiring	7	8	87.50%	0	2	0.00%	\$ 5,713.00
ForgeNow - HVAC Vocational Training	3	3	100.00%	2	3	66.67%	\$ 3,390.00
IMPACT Institute - Integrated Construction Skills	1	1	100.00%	2	3	66.67%	\$ 5,123.00
Lindsey Cooper Refrigeration School - Refrigeration/Heating/Air Conditioning (BASIC) in English	2	5	40.00%	4	4	100.00%	\$ 6,194.00
Miller Crane Works Inc - Mobile Crane Operations Fixed/Swing Cab Level I	4	4	100.00%	3	4	75.00%	\$ 7,697.00
TRACOM Training Comand Career Academy - HVAC Heating Ventilation and Air Conditioning	5	7	71.43%	37	41	90.24%	\$ 7,929.00
Transcend STEM Education - Residential Electrician	1	1	100.00%	0	1	0.00%	\$ 5,046.00
Business Management & Administration							
AllSkilled - Business Administration Professional	2	2	100.00%	2	2	100.00%	\$ 20,940.00
Alpha Medical InstituteAlpha Medical Institute - ACCOUNTING ONLINE	1	1	100.00%	0	1	0.00%	\$ 8,021.00
Asher College - Office Accounting Specialist	1	1	100.00%	1	1	100.00%	\$ 8,856.00
Center for Advanced Legal Studies - Paralegal (Certificate)	1	1	100.00%	1	1	100.00%	\$ 15,255.00
EI Centro College - Certificate of Management	1	1	100.00%	0	1	0.00%	\$ 7,380.00
Joshua Career Institute - Accounting Specialist (Online)	1	1	100.00%	1	1	100.00%	\$ 22,500.00
Joshua Career Institute - Administrative Assistant (Online)	1	1	100.00%	0	1	0.00%	\$ 1,369.00
Joshua Career Institute - Legal Assistant (On Line)	2	3	66.67%	0	1	0.00%	\$ 10,984.00
Texas Advancement Center - Microsoft Office Suite Course	4	4	100.00%	2	3	66.67%	\$ 4,787.00
Texas School of Continuing Education and Recruitment - BOOKKEEPING & QUICKBOOKS ACCOUNTING	1	1	100.00%	1	1	100.00%	\$ 838.00
Texas School of Continuing Education and Recruitment - Hybrid-BOOKKEEPING & QUICKBOOKS ACCOUNTING	2	2	100.00%	1	2	50.00%	\$ 8,493.00
Vista College - Associate of Applied Science in Business Administration and Leadership	1	1	100.00%	0	1	0.00%	\$ 17,079.00
Trucking							
160 Driving Academy - Class A CDL Program	1	1	100.00%	0	1	0.00%	\$ 860.00
Alpha Medical Institute - CLASS-A CDL TRUCK DRIVER	5	6	83.33%	3	3	100.00%	\$ 6,269.00
ComputerMinds com - Logistics & Supply Chain Management Program	1	1	100.00%	2	3	66.67%	\$ 28,538.00
ComputerMinds com - Supply Chain Management Training	2	2	100.00%	0	2	0.00%	\$ 26,718.00
Continental Truck Driver Training and Education School - TTDR 500 Tractor Trailer Basic	55	89	61.80%	58	67	86.57%	\$ 9,933.00
Driving Force - CDL Driver Training Program	1	1	100.00%	1	1	100.00%	\$ 13,434.00
iMed Health Training Center - Commercial Truck Driving	9	18	50.00%	11	14	78.57%	\$ 6,818.00
IMPACT Institute - Warehouse Logistics Program	1	1	100.00%	1	1	100.00%	\$ 701.00
MT Training Center - Advanced CDL Driver Training for the Entrepreneur	2	3	66.67%	2	2	100.00%	\$ 14,178.00
MT Training Center - Truck Driving	6	12	50.00%	9	9	100.00%	\$ 10,639.00
On Track Truck Driving School - CLASS A CDL	2	4	50.00%	1	2	50.00%	\$ 12,723.00
Progress Institute Inc - CDL Truck driving Training Program	0	1	0.00%	1	1	100.00%	\$ -
Roadmaster Drivers School -Commercial Truck Driver Training	11	18	61.11%	15	23	65.22%	\$ 10,101.00
Texas A&M University Corpus Christi - Freight Broker/Agent Training	2	2	100.00%	2	2	100.00%	\$ 9,191.00
Texas Advancement Center - Professional Bus Driver Class B	1	2	50.00%	1	2	50.00%	\$ 16,377.00
Texas Advancement Center - Professional Truck Driver Class A	9	11	81.82%	2	3	66.67%	\$ 4,779.00
Vision Truck Driving School - Class A CDL Program	53	72	73.61%	55	60	91.67%	\$ 7,573.00
Vision Truck Driving School - Class B CDL Program	3	3	100.00%	13	15	86.67%	\$ 5,403.00
Vision Truck Driving School - Hazardous Materials Endorsement Program	2	4	50.00%	15	15	100.00%	\$ 18,086.00

Based on Board policy, staff conducts a Training Vendor review annually. Training Programs that are missing two or more program goals may be recommended for removal. Roadmaster Drivers School has an entered employment rate and credential rate that is lower than Board policy allows. Truckdriving occupations are difficult to document with out of state employers. Staff thinks that out of state employment is impacting the entered employment performance of the school and suggests that Equus request supplemental employment reports from all trucking schools.

Economic Snapshot

Texas Labor Participation Rate Year over Year - August



Dallas County Labor Force Statistics

	Aug-23	Jul-23	Aug-22	Yearly Change
Civilian Labor Force	1,491,964	1,487,662	1,426,924	65,040
Employed	1,427,220	1,423,899	1,372,759	54,461
Unemployed	64,744	63,763	54,165	10,579
Unemployment Rate	4.3	4.3	3.8	0.5

Texas Labor Force Statistics


	Aug-23	Jul-23	Aug-22	Yearly Change
Civilian Labor Force	15,188,537	15,180,276	14,674,216	514,321
Employed	14,502,948	14,497,230	14,094,855	408,093
Unemployed	685,589	683,046	579,361	106,228
Unemployment Rate	4.5	4.5	3.9	0.6

US Labor Force Statistics

	Aug-23	Jul-23	Aug-22	Yearly Change
Civilian Labor Force	168,049,000	168,354,000	164,971,000	3,078,000
Employed	161,427,000	161,982,000	158,714,000	2,713,000
Unemployed	6,623,000	6,372,000	6,256,000	367,000
Unemployment Rate	3.9	3.8	3.8	0.1

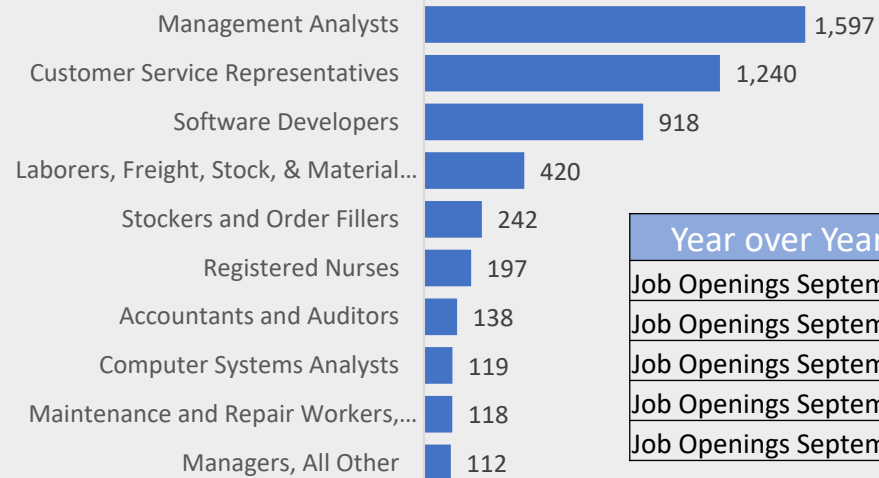
The Texas higher unemployment rate reflects an expanding labor force, which has been strengthened by rising domestic migration into the state and more residents choosing to remain in Texas.

Dallas County Employment Year Over Year – August



The Dallas County 10-year employment growth is 23.36%. The County labor market remains strong with the Aug-23 level of employment the highest on record.

August 2023 Top 10 WIT Openings



Year over Year WIT Job Openings for Sept.

Job Openings September 2023	10,176
Job Openings September 2022	17,194
Job Openings September 2021	17,721
Job Openings September 2020	8,378
Job Openings September 2019	10,767

Child Care Quality Dashboard

August 2023

Total Number of Providers

692

+0.00%
vs. previous month

Number of TRS Providers

180

+3.45%
vs. previous month



Number of TRS 2 Providers

3

+50.00%
vs. previous month



Number of TRS 3 Providers

43

+4.88%
vs. previous month



Number of TRS 4 Providers

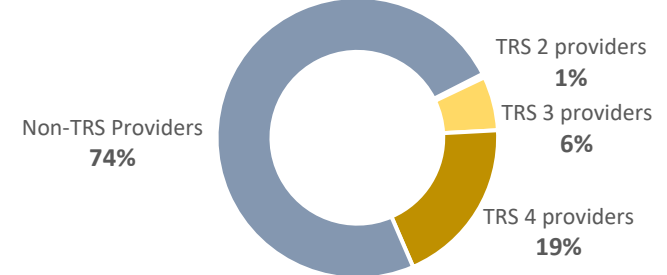
134

+2.29%
vs. previous month

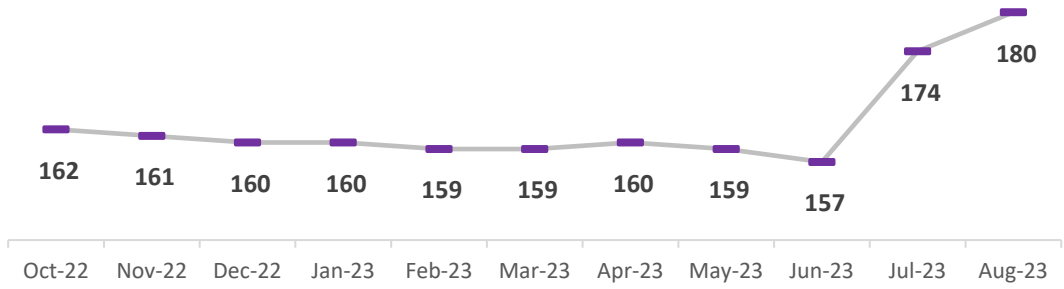


Percentage of Child Care Providers

26% of CCA providers in the Dallas County delivery area are TRS providers

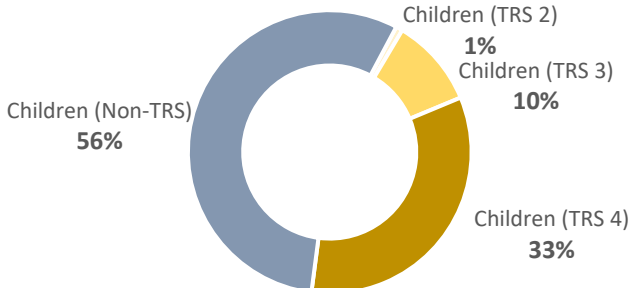


Number of Texas Rising Star Providers By Month (FY2023)

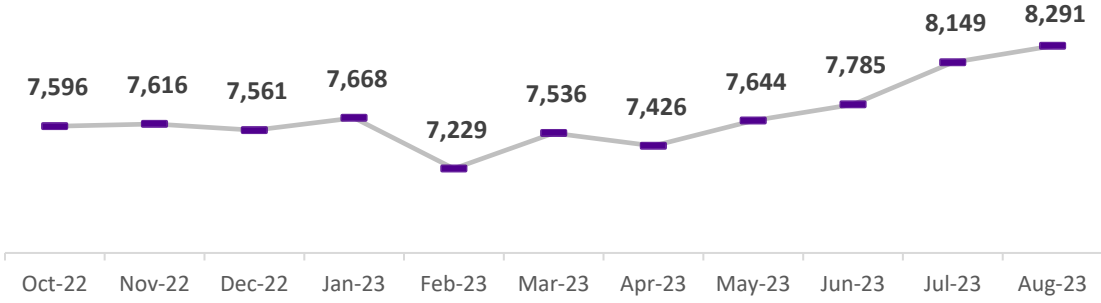


Percentage of Children in Care


44% of children in care are enrolled in TRS providers



Number of Children Enrolled in Texas Rising Star Providers By Month (FY2023)



QUALITY ASSURANCE AND OVERSIGHT- October 2023 Update



Equus Fiscal review All programs and indirect cost review		<ul style="list-style-type: none"> • Status: Review ongoing, additional documentation requested in the areas of expenditure disbursements, education/training payments and financial reporting
Fiscal review AEL – Dallas College		<ul style="list-style-type: none"> • Status: Review ongoing, additional documentation requested in the areas of financial reporting, non-personnel and personnel costs, work experience and close-outs.
Fiscal review AEL – Wilkinson Center		<ul style="list-style-type: none"> • Status: Review ongoing, additional documentation was requested in the areas of expenditure disbursements, financial reporting, cost allocation and insurance.
Fiscal review CCG		<ul style="list-style-type: none"> • Status: Report issued. Concerns in the areas of: Merit award not calculated correctly, allocation errors and incomplete procurement process. Calculating questioned costs before this report is closed.
Program review Dallas College Youth		<ul style="list-style-type: none"> • Status: Review complete and pending the report from the monitor.
Program review Choices – Equus		<ul style="list-style-type: none"> • Status: Final report issued. Concerns in the areas of: Timely/Reasonable attempts done correctly, penalties initiated timely, case closure completed appropriately and timely entry of TWIST case notes.
Program review SNAP - Equus		<ul style="list-style-type: none"> • Status: Final report issued. Concerns in the areas of: Penalties initiated correctly, requests for reconsideration and case closure completed appropriately

TWC Subrecipient monitoring will be conducting the annual review during the week of November 6, 2023.