



BIG★TEX ★ VIRTUAL ★ JOB FAIR

VIRTUAL TRAINING DAYS
SEPT. 14 - SEPT. 18, 2020
TIMES VARY
VISIT WEBSITE FOR MORE

VIRTUAL RESOURCE DAY:
WEDNESDAY
SEPT. 23, 2020
9 A.M. *to* 4 P.M.

VIRTUAL JOB FAIR:
THURSDAY & FRIDAY
SEPT. 24 - SEPT. 25, 2020
9 A.M. *to* 4 P.M.



WORKFORCESOLUTIONS
GREATER DALLAS

A proud partner of the American Job Center network



Goodwill
Industries
of Dallas, Inc.

Board Briefing Materials for September 16, 2020

WORKFORCESOLUTIONS
GREATER DALLAS

A proud partner of the American Job Center network
An equal opportunity Employer/Program whose auxiliary aids and services are available upon request to individuals with disabilities. TDD/TTY 1-800-735-2989

For more information: www.wfsdallas.com; 214-290-1000

Call to Order & Introductions — Ellen Torbert, Chair

Public Comment

Declaration of Conflict of Interest

Chairman's Comments

Action

- Recognition and Appreciation of Outgoing Board Directors

Consent Agenda

Action

- A. Review & Approval of August 19, 2020 Minutes
- B. Contracts & Purchases
- C. Endorsement of External Applications/Agreements

Means, Ends and Expectations

Discussion/Action

- A. Financial Analysis – Ashlee Verner, CPA, Chief Financial Officer
- B. Performance Analysis/Eligible Training Provider Review,
& Employer Engagement– Richard Perez, Research Manager
- C. Economic Snapshot-Mario Castaneda, Research Analyst

Oversight & Contracts

Discussion/Action

- A. Contracts and Agreements – Demetria Robinson, Vice President
 - Approval of New Annual Contracts (Workforce, Childcare, Youth, Professional Services)
- B. Procurement, Policy and Oversight –Connie Rash, Senior Vice President

Closed Session with Attorney; Closed Meeting Pursuant to §551.071 Texas Open Meetings Act

Action Pursuant to Closed Session

Action

President's Briefing

Discussion/Action

- A. Updates

General Discussion/Other Business

Adjourn

Persons with disabilities who plan to attend this meeting and who may need auxiliary aids, services, or special accommodations, should contact Workforce Solutions Greater Dallas at 214-290-1000, two (2) working days prior to the meeting, so we can make appropriate arrangements.

achieving competitive solutions ... for employers through quality people and for people through quality jobs.


Ross Tower, 500 N. Akard Street, Suite 3030 ■ Dallas, TX 75201 ■ www.wfsdallas.com ■ 214-290-1000 ■ Fax: 214-745-1110 ■ TDD 214-745-1054

BOARD OF DIRECTORS

*Officers: Ellen Torbert, Southwest Airlines, Chair
Bill O'Dwyer, MIINC Mechanical, Vice Chair
Terrance F. Richardson, KPMG, Treasurer
Gilbert Gerst, Bank of Texas, Past Chair*

*Laurie Bouillion Larrea, President
Connie Rash, Secretary*

*Rebecca Acuña, PepsiCo
Alan Cohen, Child Poverty Action Lab
Richard Collins, iStation
Cristina Criado, Criado and Associates
Holly Crowder, Beck
Rolinda Duran, Texas Workforce Solutions, Vocational Rehabilitation Services
Kevin Faulkner, Texas Workforce Commission
Lewis E. Fulbright, Dallas AFL-CIO
Shannon Gray, Health and Human Services Commission
Kellie Teal-Guess, Cyrusone
Magda Hernandez, Irving ISD
Susan Hoff, United Way of Metropolitan Dallas
Carter Holston, NEC Corporation of America
Dr. Stephanie Knight, SMU
Ken S. Malcolmson, North Dallas Chamber of Commerce
Dr. Joe May, Dallas County Community College District
Kerry McGeath, Desoto Public Library
Daniel J. Micciche, Akin Gump
Jason Oliver, AT&T
Michelle R. Thomas, JPMorgan Chase
Mark York, Dallas AFL-CIO*



Daniel J. Micciche, Partner

Akin Gump

Key Experience

- Extensive experience in tax and business planning.
- Handles federal and state tax controversy matters.

Practice

Dan Micciche advises in business and tax planning for:

- acquisitions
- divestitures
- specialized capital structure planning
- the formation and operation of corporations, partnerships, and limited liability companies.\

Dan has a long record of service within the legal community in Texas. He is a former chair of the Section of Taxation of the State Bar of Texas and was elected by the Council of Chairs of the State Bar of Texas as one of six representatives on the State Bar of Texas Board of Directors. He served on the Comptroller's Tax Advisory Group under three different Comptrollers.

Dan chaired the firm's School Partnership Program with James Fannin Elementary School in Dallas, winning the Texas State Board of Education's highest award for community partnerships. He currently serves on the Dallas office's Inclusion Council and on the firm's pro bono and retirement committees.

Education

J.D., University of Chicago Law School, 1981

B.A., Stony Brook University, State University of New York, with highest honors, 1978

Public Service and Affiliations

Trustee, Dallas Independent School District.

Member, board of directors, American Red Cross Dallas.

Recognition

Named in Turnarounds & Workouts' Top Bankruptcy Tax Specialists list, 2017-2018, 2020.

Honored by Advocate magazine for his work improving schools and fighting for children at the Children at Risk annual gala, 2019.

D Magazine, "The Best Lawyers in Dallas," 2011 to 2020.

Chambers USA, Tax, 2003 to 2020.

**Meetings are held at Ross Towers, 500 N. Akard St., Suite 2600, Dallas, Texas 75201 at 7:30 A.M., unless otherwise indicated below.*

2020 MONTHLY MEETING SCHEDULE – Meeting Dates

September 16, 2020	Approve New Annual Contracts (Workforce, Childcare, Youth, Professional Services) and Eligible Training Provider Review Virtual Meeting
October 21, 2020	Awards Ceremony, Annual Meeting, Election of Officers and Renewal of Staff Health Benefits, CEO Evaluation by the Full Board
November 5, 2020	Red, White and You! Statewide Hiring Fair (virtual)

2021 MONTHLY MEETING SCHEDULE – Meeting Dates

January 20, 2021	Location/web call to be determined
February 17, 2021	Location/web call to be determined
March 17, 2021	(Optional) - location/web call to be determined
April 21, 2021	Location/web call to be determined
May 19, 2021	Location/web call to be determined
June 16, 2021	Location/web call to be determined
July is not scheduled	
August 18, 2021	Location/web call to be determined
September 15, 2021	Location/web call to be determined
October 20, 2021	Location/web call to be determined

Consent Item – A
Review and Approval of Meeting Minutes August 19, 2020

Directors Present	Directors Present (cont'd)	Directors Absent
Alan Cohen	Dr. Stephanie Knight	Rebecca Acuna
Holly Crowder	Ken Malcolmson	Richard Collins
Cristina Criado	Kerry McGeath	Lewis Fulbright
Rolinda Duran	Bill O'Dwyer, Vice Chair	Shannon Gray
Kevin Faulkner	Jason Oliver	Dr. Joe May
Gilbert Gerst, Past Chair	Terrance Richardson	Mark York
Kellie Teal-Guess	Michelle R. Thomas	
Magda Hernandez	Ellen Torbert, Chair	
Susan Hoff		
Carter Holston		

MINUTES

Call To Order/Welcome

Chair Ellen Torbert called the Board of Directors' meeting to order at 7:40 a.m. and welcomed everyone in attendance. A quorum was present. She thanked the board staff for their innovation and hard work.

Public Comment – None

Declaration of Conflict of Interest –Chair Ellen Torbert asked for Board of Directors' Declaration of Conflict of Interest on any of the Action Items: Rolinda Duran and Kevin Faulkner TWC and any state agency matters. Terrance Richardson – ResCare.

Report from Finance Committee – Terrance Richardson, Treasurer

Committee Members Attending Terrance Richardson, WFSDallas Board Treasurer and Committee Chair
 Gilbert Gerst, Carter Holston, Jason Oliver, Committee Members

Additional Board Directors Attending: Ellen Torbert, WFSDallas Board Chair, Bill O'Dwyer, WFSDallas Board Vice Chair, Rebecca Acuna, Cristina Criado, Rolinda Duran, Shannon Gray and Stephanie Knight

Guests Attending Kevin Smith, CPA, Partner with Crowe LLP, Michelle Buss, Manager with Crowe LLP
 John Dickey, Barnes & Thornburg LLP and Stacy Bales, Barnes & Thornburg LLP

Staff Attending: Laurie Bouillion Larrea, President, Ashlee Verner, CFO, Connie Rash, Senior Vice President and Board Secretary and Rowena Ho, Accounting Manager

The Board Treasurer and Committee Chair, Terrance Richardson called meeting to order at 9:03 a.m.

I. Acceptance of 2019 Audit

Crowe LLP representative Kevin Smith, Audit Partner and Michelle Buss, Audit Manager attended. Crowe LLP completed our 2019 Annual Audit and presented the report to the committee noting the following:

- Unmodified opinion
- No questioned costs
- One Significant Deficiency related to implementation of ASU 2018-08

The Committee participated in discussions including a closed session with the auditors. Discussions with the Committee included notice that ASU 2018-08 had been implemented and Walmart notified about the change in accounting related to \$2 million received during FY2019.

II. Ratification of Insurance Policies

The Committee reviewed the renewal of Annual Insurance Policies in accordance with the Risk Management and recommended ratification.

It was recommended that the Board give authorization to accept the Finance Committee's recommendations to approve the annual audit for Fiscal Year 2019 and ratify the renewal of risk management coverage (insurance policies).

Carter Holston made the motion to accept the Finance Committee's recommendation to approve the annual audit for Fiscal Year 2019 and ratify the renewal of risk management coverage (insurance policies). The motion passed with Jason Oliver seconding.

B. Financial Analysis

Ashlee Verner, CPA, Chief Financial Officer for the Board referenced the June 2020 Expenditures and Financial Statements begin on pages 14-16 of your board packet. She brief the board of directors on WOS – Youth Job Skills – Wilkinson Center, COVID-19 Response State Wide funds, Employment Services additional funds for temporary staff, Texas Rising Start child Care Award of \$3,750.00 and AEL Workforce Integration Initiative.

Consent Agenda

- A. Review & Approval of May 20, 2020 and June 17, 2020 Minutes
- B. Contracts and Purchases

ChildCareGroup Quality Contract Amendment

Staff requested adding \$3,750 to the existing ChildCareGroup (CCG) quality contract with funds received from the Texas Workforce Commission (TWC) Quality Award last year. These funds will assist CCG in operational cost and/or staff development activities through September 30, 2020.

It was recommended that the Board approve ratification to amend ChildCareGroup’s existing FY2020 CCQ contract with the quality award funds for \$3,750 as presented above.

Wilkinson Center Youth Job Skills Contract Amendment

Staff received additional guidance from TWC specific to the Youth Job Skills grant that allows for the purchase of technology and supportive services. Wilkinson Center re-evaluated the need for such items and requested an additional \$96,643 to enhance services to customers by providing supportive services, technology, and additional operational costs to better equip customers to successfully complete the program. An amendment to the existing contract is necessary to proceed with the enhanced services proposed.

It was recommended that the Board give authorization to amend Wilkinson Center’s existing Youth Job Skills contract with the additional funds for \$96,643 as presented above.

C. Endorsement of External Grants

Pending applications	Status	Program Overview
NEW BCFS Health and Human Services		DFW Foster Youth program – offers services to 0-17 years of age, sibling groups, pregnant/parenting teens and youth at-risk.
NEW TWC Self Sufficiency Grant		Marriott Bridges program – submitted a 4 th year funding request of \$252,000 to work with in-school vocational rehabilitation youth (DISD and FWISD) to assist with a career and job skills.

It was recommended that the Board give authorization to approve external grants.

Gilbert Gerst made the motion to accept the above Consent Agenda recommendations. The motion passed with Kellie Teal-Guess seconding. Abstentions as noted above.

Means, Ends and Expectations

A. Performance Analysis /Data Project

Richard Perez, Research Manager, referenced Pages 18-23 of the board packet and briefed the Board on Claimant Reemployment within 10 weeks, Average No. of Children Served per Day – Combined, and WIOA Outcome Measures. He continued with noting Choices Full Work Rate-All Family Total on Page 20 stating that only three Boards are meeting this measure due to COVID-19.

Mr. Perez concluded with briefing the Board on a new Data Project with Jobs For the Future (JFF). He stated that since there is very little existing data about the effectiveness of the hundreds of thousands of job training programs whose purpose is to set people on the pathway to economic mobility the goal of this initiative is to help build a future of data-driven workforce development in America. As a pilot site, this initiative will be invaluable in shaping and powering this consortium’s initial approach to this complex work. Mr. Perez noted that the WFSDallas have not finalized an agreement.

**Closed Session with Attorney; Closed Meeting Pursuant to §551.071 Texas Open Meetings Act - None
Action pursuant to Closed Session - None**

Oversight & Contracts

I. Contracts – Demetria Robinson, Vice President provided a briefing to the Board.

Ratification of Contracts

In June, Board authorization was given to the President to act on contracts and policy issues for workforce funding streams, as appropriate. Staff is requesting ratification of the following contracts with additional funds as listed below:

I. Adult Education and Literacy (AEL) Contract

Effective July 1st, the Board began program year 3 of the AEL grant from Texas Workforce Commission (TWC). The grant period is July 1, 2018 through June 30, 2021. Staff has negotiated with our existing partners: Dallas College, Irving ISD, Richardson ISD, Wilkinson

Center, and Equus Workforce Solutions (formerly ResCare Workforce Services) to continue providing AEL services to meet the grant requirements. PY3 performance targets from TWC has not been received at this time, but will be negotiated upon receipt. In addition, the Board has received a new grant, Workforce Integration Initiatives (WII), to support case management, follow up and enhanced services. The chart represents the funding awards for program year 3 (PY3) and the WII funding, effective July 1, 2020:

AEL Consortium Partners	PY3 funding	WII funding
Dallas College	\$ 4,303,000	\$ 116,114
Irving ISD	\$ 668,000	\$ 19,100
Richardson ISD	\$ 374,000	\$ 11,100
Wilkinson Center	\$ 974,000	\$ 27,250
Equus Workforce Solutions*	\$ 70,000	

**Equus Workforce Solutions does not provide curriculum, but provides outreach efforts through our workforce system; assists with administration of assessment testing during registration at partner sites; orientations, job search and resume workshops, recruitment of employers to host on-site AEL classes for their employees; and on-site job fairs, job readiness and WIOA services at all AEL locations.*

II. ChildCareGroup Child Care Assistance Contract Amendment

ChildCareGroup (CCG requested additional operational funds to cover cost through September 30, 2020 to continue to serve parents and providers. In addition, the Board received funds from TWC for additional direct care services; and from the City of Dallas to provide micro-grants to providers located within the City of Dallas. Staff requested an amendment to CCG’s existing FY20 contract as follows:

- \$65,541 in operations to cover costs of additional operational activities;
- \$1,260,000 in CCF discretionary funds for the 25% enhancement reimbursement rates for providers; and
- \$680,000 in City of Dallas CARES Act funds for providers in the chart below.

External Child Care Assistance Funding	Amount
North TX Cares (Dallas Foundation's COVID-19 Relief Fund) Micro grants of \$3000 for Dallas child care centers	\$ 20,000
Dallas County Emergency Childcare Assistance Program Micro grants \$3000 for child care centers in Dallas County, but not in the City of Dallas	\$ 400,000
North TX Cares (Dallas Foundation's COVID-19 Relief Fund recommended by Myra and Darwin Smith) Micro grants of \$3000 for Dallas child care centers	\$ 16,667
City of Irving Micro-grants of \$5000 for Irving child care centers	\$ 500,000
City of Irving Subsidized childcare payments for 90 days to assist parents who return to work	\$ 750,000
City of Dallas Micro-grants of \$5000 for Dallas child care centers	\$ 680,000
Total External Child Care Assistance Funding	\$2,366,667

III. Equus Workforce Solutions (formerly ResCare Workforce Services) Workforce Center Contract Amendment

Equus provides management and operations of the workforce centers in Dallas County offering workforce assistance to customers. Equus continues to provide services remotely during this pandemic. Funds have been received from TWC to assist with these continued services to customers. Staff requested an amendment to the existing FY20 Equus workforce center contract as follows:

- \$300,000 in Employment Services funds for temporary staff; and
- \$107,533 in COVID-19 Response Statewide funds for rapid response (layoff services) staff, online videos and other enhanced services, effective compensate with the original grant.

Contractor Incentive

The Incentive matrix for Equus Workforce Solutions (formerly ResCare Workforce Services, Inc.) is determined each year based upon the Board’s performance targets set by Texas Workforce Commission, and available funding. The Board reviewed and approved the matrix in January 2020. Due to the pandemic and circumstances beyond our control, performance was interrupted, converted to virtual service, and state requirements for customers were waived (job search). TWC has not provided revised Board performance for 2020, but continue to emphasize that February was our last “normal” month of measuring statewide systems. The Board commend Equus for exemplary service to customers, and their assistance in moving all services “home”. With respect to the circumstances, and TWC’s confirmation that incentive measures are a local matter, staff requested the following amendments to the existing incentive matrix:

- Remove **Claimant Reemployment within 10 weeks and Employer Workforce Assistance** due to lack of TWC data from the WorkInTexas system; and redistribute those risks to remaining measures;
- Amend the **cumulative period year-end date from September 2020 to February 2020**, for all measures;
- Noting the Contractor only had the opportunity to perform for five months on two 12- month cumulative measures, amend the definition of “met the target” from 95% to 90% for **Choices Full Work Rate – All Family; and Non-Custodial Parents**; and
- Amend the incentive target from within 5% to within 10% of target to earn 100% of the incentive percentage at risk for all performance measures.

Budget Period: October 1, 2019 – September 30, 2020 (Revised Performance End Date to February 29, 2020)

Performance Measure	Performance Target	Percentage at Risk	Revised Percentage at Risk
Claimant Reemployment within 10 weeks	58.12%	4.00%	
Employer Workforce Assistance	*TBD*	4.00%	
Choices Full Work Rate - All Family	50.00%	50.00%	
Employed/Enrolled Q2 Post Exit - All Participants	69.00%	5.00%	6.00%
Employed/Enrolled Q2-Q4 Post Exit - All Participants	84.00%	5.00%	6.00%
Median Earnings Q2 Post Exit - All Participants	\$5,425	5.00%	6.00%
Credential Rate - All Participants	60.00%	0.00%	
Employed Q2 Post Exit - Adult	77.40%	4.50%	5.00%
Employed Q4 Post Exit - Adult	77.80%	4.50%	5.00%
Median Earnings Q2 Post Exit - Adult			
Credential Rate - Adult	82.00%	4.50%	6.00%
Employed Q2 Post Exit - DW	86.30%	4.50%	5.00%
Employed Q4 Post Exit - DW	86.60%	4.50%	5.00%
Median Earnings Q2 Post Exit - DW			
Credential Rate - DW	81.70%	4.50%	6.00%
Total		100.00%	

**Profit not to exceed \$700,000 (WIOA Adult, WIOA DW, TANF and SNAP)*

***All incentives are payable only on **cumulative February 2020 final (year-end) performance report**,*

*MP = **percent of target is within 10% of the target** – earns 100% of the incentive percentage at risk.*

Non-Custodial Parent Profit Matrix

Performance Measure	Performance Target	Percentage at Risk
Obtained Employment Rate	65.00%	50.00%
Retained Employment Rate	50.00%	50.00%
Total		100.00%

**Profit not to exceed \$15,000*

*** All incentives are payable only on **cumulative February 2020 final performance report**.*

*MP = **percent of target is within 10% of the target** – earns 100% of the incentive percentage at risk.*

It was recommended that the Board approve ratification of amendments to existing contracts to Adult Education & Literacy partners (Dallas College, Irving ISD, Richardson ISD, Wilkinson Center & Equus), ChildCareGroup, Equus, and the incentive matrix to Equus workforce center contract, as presented above.

Dr. Stephanie Knight made the motion to approve ratification of the above amendments to existing contracts and the incentive matrix to Equus' contract. The motion passed with Susan Hoff seconding and two abstentions Rolinda Duran and Terrance Richardson.

II. Policy – Connie Rash, Senior Vice President, briefed the Board on policy and procurement.

Child Care Transfer

WFSDallas follows the Texas Workforce Commission Guidance #07-20, change 1, and as it applies to the Child Care System serving Dallas County.

Board policy requires a two-week waiting period prior to ending care at a facility when a parent requests a transfer. During the waiting period, the child's referral at the original provider will continue unless the parent requests a suspension. Parents who have extenuating circumstances that require an immediate transfer will be processed on a case by case basis. Board Staff will require Contractor to clearly document all request to transfer children in TWIST Counselor Notes.

Support Services Policy

Boards are required to establish a policy on supportive services that ensures resources and service coordination, including providing transportation assistance and dealing with work related expenses. This policy has been modified to assist with work-related equipment (to include technology/Wi-Fi specific for training access or required for work) and supplies, work or interviewing clothing, payment for vocational exams or certifications, or other work-related expenses. All costs must be reasonable, necessary, and allowable. The Board will provide supportive services to eligible participants. Support services are made available to enable participation in program activities, transition into unsubsidized employment, and retain employment beyond placement. Those applicants with needs that cannot be addressed through the workforce programs will be referred to external community services agencies.

Kellie Teal-Guess made the motion to give authorization to approve policies as presented above. The motion passed with Kent Malcolmson seconding.

III. Procurement

Recommendation for Child Care Services RFP

Child Care Services procurement was released on July 14, 2020 with responses due back on August 11, 2020. Only one response was received. The Board's existing contractor, ChildCareGroup (CCG) provided the only bid. The proposal was evaluated and scored 77 of 100 points.

CCG requested a budget of \$5,877,115 for the management and operation of child care services; however, the amount exceeds the available budget for administration and operation. The final sum will be negotiated to arrive at an affordable sum.

It was recommended that the Board give authorization to negotiate with ChildCareGroup and execute a fiscal year contract to begin October 1, 2020. The final contract amount will be presented to the Board for ratification in September.

Susan Hoff made the motion to give the Board authorization to negotiate with ChildCareGroup and execute a fiscal year contract to begin October 1, 2020. The motion passed with Jason Oliver seconding.

Quality Assurance and Oversight

President Laurie Larrea briefed the directors on TWC's monitoring reports as noted in the board packet on Pages 31-32 with a corrective action on Page 33. The monitoring was conducted in November of 2019. The annual report had no findings. However, there was a special report conducted specifically for the Supplemental Nutrition employment and training component (SNAP funding). That report was very detailed and measured timeliness of sanctions against customers. The error rate, as TWC measured it, exceeded their expectations, and the Board has corrected deficiencies.

No other issues to discuss.

A. COVID-19 Briefing

President Laurie Larrea briefed the directors on options to serve clients in the workforce centers safe.

B. Events Update

Ms. Larrea thanked Bill O'Dwyer and Gilbert Gerst for connecting the Board with Mitchell Glieber, President of the State Fair of Texas in Dallas. In order to help people who would normally work at the State Fair, a virtual Big Tex State Fair Job Fair will be held to help them find employment.

General Discussion/Other Business – None

Adjourn at 9:21 a.m.

Consent Agenda – Item B
Contracts & Purchases

I. FY2020 ChildCareGroup Child Care Assistance Contract Amendment (CCA)

In May, staff briefed the Board of Directors on the Texas Workforce Commission (TWC) decision to reduce the original child care supplemental distribution funding to Boards by 50%. We received this information the day before our May board meeting and as a result, we rescinded the action to award ChildCareGroup (CCG) these funds until we received an amendment with the official dollar amount from TWC. We have since received the amendment from TWC with the 50% amount of \$11,336,602. These funds are for direct care of children during COVID-19 activities, including the child care provider stabilization grants.

RECOMMENDATION: Board ratification to amend the existing FY2020 CCG CCA contract adding the child care supplemental distribution funding in the amount of \$11,336,602, effective commensurate with grant award amendment date of May 24, 2020.

II. Texas Rising Star (TRS) Assessor Services Payment Structure

Due to the pandemic, face to face assessments were not permitted and no assessments have been conducted as instructed by Texas Workforce Commission. However, with the changes to the Texas Rising Star (TRS) implementation process, we have been notified by TWC that virtual mentoring and assessments may be provided. In partnership with Tarrant and North Central workforce boards, we have fifteen (15) contracted TRS Assessors to assist us in certifying and recertify child care providers as TRS quality providers. The contracted Assessors are listed on a Vendor’s List and provide these services on an as needed basis.

Our current TRS Assessor Services Payment Structure does not include a payment mechanism for virtual services. Staff requests to add this option to the existing structure, effective October 1, 2020. This structure will allow the Assessors to invoice according to the number of classrooms assessed on site or virtually as presented below:

Facility Classrooms	Formal Assessment / Recertification	Monitoring Visit	<u>Virtual</u> Formal Assessment / Recertification	<u>Virtual</u> Monitoring Visit	Board Approved Meetings
			2 Star Virtual Assessment \$350		
1-5 Classrooms	\$ 700.00	\$ 500.00	\$ 600.00	\$ 500.00	
6-10 Classrooms	\$ 900.00	\$ 600.00	\$ 800.00	\$ 600.00	
11-15 Classrooms	\$ 1,050.00	\$ 700.00	\$ 1,050.00	\$ 700.00	
16+ Classrooms	\$ 1,200.00	\$ 800.00	\$ 1,200.00	\$ 800.00	
					\$ 50.00

RECOMMENDATION: Board authorization of the TRS Assessor Services Payment Structure as presented above, effective October 1, 2020.

Consent Agenda – Item C
Endorsement of External Grants

There are no new external grants for endorsement this month. The grants listed below were presented last month and pending funding results.

Funding Source	Status	Summary
BCFS Health and Human Services		DFW Foster Youth program – offers services to 0-17 years of age, sibling groups, pregnant/parenting teens and youth at-risk.
TWC Self Sufficiency Grant		Marriott Bridges program – submitted a 4th year funding request of \$252,000 to work with in-school vocational rehabilitation youth (DISD and FWISD) to assist with a career and job skills.
Department of Labor Youth Apprenticeship Program		High Performance Insulation Professionals coordinating with North Texas Job Corps and online training to offer insulation training to employers.

TEA – Perkins Reserve Grant		WFSDallas will work with DCCCD, Region 10 ESC, and local employers to provide students in North Texas area school districts with high quality CTE pathways that align with workforce needs.
Texas Workforce Commission – Early Learning Program		Together4Children will offer child care staff retention strategies through adaptive leadership.
Texas Workforce Commission Child Care Retention Strategies		Together4Children offers programs to improve the childcare work environments and increase staff retention through the development of Adaptive Leadership skills.
Resident Opportunities for Self Sufficiency		Dallas Housing Authority is seeking continued HUD funding for three service coordinators. The coordinators would serve all of the public housing units in DHA's portfolio. WFSDallas would offer support through outreach and services to eligible families.
Texas Workforce Commission Family Child Care Networks		Education First Steps applied to the Texas Workforce Commission for Family Childcare Network funds to offer quality childcare to family child care centers. The quality services would include: mentoring, webinars, and professional development.

**MEANS, ENDS AND EXPECTATIONS
DETAIL EXPENDITURE REPORT
July, 2020**

Fund #	Contract Name	Contract #	End Date	Budget	Cumulative Expenses	% Expended	% Expected	Obligations	Total Expenses + Obligations	% Expenses Obligations
5401-19	WIOA-YOUTH-PROGRAM	0619WOY001	6/30/2021	\$ 4,809,743.60	\$ 1,001,587.72	20.82%	54.17%	\$ 3,390,564.72	\$ 4,392,152.44	91.32%
	WIOA-YOUTH-ADMIN	0619WOY001	6/30/2021	\$ 534,415.40	\$ 76,993.25	14.41%	54.17%	\$	\$ 76,993.25	14.41%
	TOTAL YOUTH			\$ 5,344,159.00	\$ 1,078,580.97	20.18%	54.17%	\$ 3,390,564.72	\$ 4,469,145.69	83.63%
5402-19	WIOA-ADULT-PROGRAM	0619WOA001	6/30/2021	\$ 4,773,321.40	\$ 2,716,947.47	56.92%	54.17%	\$ 1,711,874.84	\$ 4,428,822.31	92.78%
	WIOA-ADULT-ADMIN	0619WOA001	6/30/2021	\$ 530,368.60	\$ 310,192.87	58.49%	54.17%	\$	\$ 310,192.87	58.49%
	TOTAL ADULT			\$ 5,303,690.00	\$ 3,027,140.34	57.08%	54.17%	\$ 1,711,874.84	\$ 4,739,015.18	89.35%
5403-19	WIOA-DISLOCATED -PROGRAM	0619WOD001	6/30/2021	\$ 4,209,140.70	\$ 1,566,343.96	37.21%	54.17%	\$2,455,561.43	\$ 4,021,905.39	95.55%
	WIOA-DISLOCATED-ADMIN	0619WOD001	6/30/2021	\$ 467,682.30	\$ 35,427.64	7.58%	54.17%	\$	\$ 35,427.64	7.58%
	TOTAL DISLOCATED WORKER			\$ 4,676,823.00	\$ 1,601,771.60	34.25%	54.17%	\$ 2,455,561.43	\$ 4,057,333.03	86.75%
TOTALS				\$ 15,324,672.00	\$ 5,707,492.91	37.24%	54.17%	\$ 7,558,000.99	\$ 13,265,493.90	86.56%
5401-20	WIOA-YOUTH-PROGRAM	0620WOY002	6/30/2022	\$ 4,200,371.00		0.00%	4.17%	\$ -	\$ -	0.00%
	WIOA-YOUTH-ADMIN	0620WOY002	6/30/2022	\$ 466,707.00		0.00%	4.17%	\$	\$ -	0.00%
	TOTAL YOUTH			\$ 4,667,078.00	\$ -	0.00%	4.17%	\$ -	\$ -	0.00%
5402-20	WIOA-ADULT-PROGRAM	0620WOA001	6/30/2022	\$ 4,170,895.20		0.00%	4.17%	\$ -	\$ -	0.00%
	WIOA-ADULT-ADMIN	0620WOA001	6/30/2022	\$ 463,432.80		0.00%	4.17%	\$	\$ -	0.00%
	TOTAL ADULT			\$ 4,634,328.00	\$ -	0.00%	4.17%	\$ -	\$ -	0.00%
5403-20	WIOA-DISLOCATED -PROGRAM	0620WOD001	6/30/2022	\$ 4,393,379.70		0.00%	4.17%	\$ -	\$ -	0.00%
	WIOA-DISLOCATED-ADMIN	0620WOD001	6/30/2022	\$ 488,153.30		0.00%	4.17%	\$	\$ -	0.00%
	TOTAL DISLOCATED WORKER			\$ 4,881,533.00	\$ -	0.00%	4.17%	\$ -	\$ -	0.00%
5416-20	WIOA-Rapid Response	0620WOR001	6/30/2021	\$ 58,210.00	\$ -	0.00%	8.33%	\$ -	\$ -	0.00%
5406-19	WIOA - Alternative Funding for Statewide Activity	0619WAF001	8/31/2021	\$ 579,443.00	\$ -	0.00%	48.00%	\$ -	\$ -	0.00%
5408-19	WOS - Youth Job Skills	0619WOS002	8/31/2021	\$ 512,000.00	\$ 1,356.71	0.26%	48.00%	\$ 315,320.00	\$ 316,676.71	61.85%
5221-20	Performance Incentive Award - Foster Youth	0620PAF001	12/31/2020	\$ 30,000.00	\$ -	0.00%	66.67%	\$ 27,000.00	\$ 27,000.00	90.00%
TOTALS				\$ 15,362,592.00	\$ 1,356.71	0.01%	4.17%	\$ 342,320.00	\$ 343,676.71	2.24%

**MEANS, ENDS AND EXPECTATIONS
MONTHLY EXPENDITURE REPORT
July, 2020**

Fund #	Contract Name	Contract #	End Date	Budget	Cumulative Expenses	% Expended	% Expected	Obligations	Total Expenses + Obligations	% Expenses Obligations
WORKFORCE INNOVATION AND OPPORTUNITY ACT										
	WIOA FORMULA FUNDS	0619 WIOA FUNDS	6/30/2019	\$ 15,324,672.00	\$ 5,707,492.91	37.24%	54.17%	\$ 7,558,000.99	\$ 13,265,493.90	86.56%
	WIOA FORMULA FUNDS	0620 WIOA FUNDS	6/30/2021	\$ 15,362,592.00	\$ 1,356.71	0.01%	4.17%	\$ 342,320.00	\$ 343,676.71	2.24%
5405-20	Disaster Recovery DW - COVID-19	0620NDW001	3/31/2021	\$ 1,302,401.00	\$ -	0.00%	27.27%	\$ -	\$ -	0.00%
5409-20	COVID-19 Response Statewide Funds	0620COV001	6/30/2021	\$ 585,536.00	\$ -	0.00%	8.33%	\$ 107,533.00	\$ 107,533.00	18.36%
7211-20	Resource Administration	0620RAG001	9/30/2020	\$ 4,674.00	\$ 3,871.24	82.82%	83.33%	\$ -	\$ 3,871.24	82.82%
6229-20	Trade Act Services	0620TRA001	8/31/2020	\$ 478,716.00	\$ 245,112.41	51.20%	N/A	\$ 101,410.41	\$ 346,522.82	72.39%
6239-20	Reemployment Services and Eligibility Assessment	0620REA001	12/31/2020	\$ 1,261,021.00	\$ 530,985.01	42.11%	66.67%	\$ 645,835.99	\$ 1,176,821.00	93.32%
WIOA TOTALS	Totals			\$ 34,319,612.00	\$ 6,488,818.28	18.91%		\$ 8,755,100.39	\$ 15,243,918.67	44.42%
WAGNER-PEYSER EMPLOYMENT SERVICE										
6223-20	Employment Services	0620WPA001	12/31/2020	\$ 1,104,560.00	\$ 511,127.85	46.27%	6.67%	\$ 311,336.32	\$ 822,464.17	74.46%
6228-20	PATHS	0620WPB001	11/30/2021	\$ 250,000.00	\$ -	0.00%	66.67%	\$ -	\$ -	0.00%
6225-20	WCI- Red, White, and You	0620WCI001	9/30/2020	\$ 51,200.00	\$ 31,115.40	60.77%	83.33%	\$ -	\$ 31,115.40	60.77%
6225-20	WCI- Child Care Conference	0620WCI001	9/30/2020	\$ 1,623.00	\$ -	0.00%	83.33%	\$ -	\$ -	0.00%
6225-20	WCI- TVLP Operating Grant Activities	0620WCI001	9/30/2020	\$ 9,013.00	\$ 7,510.80	83.33%	83.33%	\$ -	\$ 7,510.80	83.33%
6225-20	WCI- Foster Care Youth Conference	0620WCI001	9/30/2020	\$ 739.00	\$ -	0.00%	83.33%	\$ -	\$ -	0.00%
6225-20	WCI- Careers in TX Industry Week/Youth Career Fairs	0620WCI001	9/30/2020	\$ 50,000.00	\$ -	0.00%	83.33%	\$ -	\$ -	0.00%
E.S.TOTALS	Totals			\$ 1,467,135.00	\$ 549,754.05	37.47%		\$ 311,336.32	\$ 861,090.37	58.69%
FOOD STAMP EMPLOYMENT AND TRAINING										
2266-20	Suppl. Nutrition Assistance Program	0620SNE001	9/30/2020	\$ 1,735,973.00	\$ 1,164,399.04	67.07%	83.33%	\$ 442,472.03	\$ 1,606,871.07	92.56%
SNAP TOTALS	Totals			\$ 1,735,973.00	\$ 1,164,399.04	67.07%		\$ 442,472.03	\$ 1,606,871.07	92.56%
TEMPORARY ASSISTANCE FOR NEED FAMILIES										
2243-20	Noncustodial Parent Choices Program	0620NCP001	9/30/2020	\$ 455,220.00	\$ 304,747.90	66.95%	83.33%	\$ 143,567.94	\$ 448,315.84	98.48%
2245-20	Temporary Assistance for Needy Families	0620TAF001	10/31/2020	\$ 8,583,673.00	\$ 6,187,496.74	72.08%	83.33%	\$ 1,882,721.80	\$ 8,070,218.54	94.02%
TANF -TOTALS	Totals			\$ 9,038,893.00	\$ 6,492,244.64	71.83%		\$ 2,026,289.74	\$ 8,518,534.38	94.24%
CHILD CARE SERVICES										
1275-20	CCF CCMS CHILD CARE	0620CCF001	12/31/2020	\$ 110,297,762.00	\$ 84,230,762.99	76.37%	66.67%	\$ 18,814,859.36	\$ 103,045,622.35	93.42%
1276-20	CHILD CARE ATTENDANCE AUTOMATION	0620CAA001	11/30/2020	\$ 457,667.00	\$ 419,095.31	91.57%	66.67%	\$ 38,571.69	\$ 457,667.00	100.00%
1271-20	CCM CCMS LOCAL INITIATIVE	0620CCM001	12/31/2020	\$ 9,084,068.00	\$ -	0.00%	66.67%	\$ 9,084,068.00	\$ 9,084,068.00	100.00%
1272-20	CHILD CARE DFPS	0620CCP001	8/31/2020	\$ 5,417,400.00	\$ 3,971,104.75	73.30%	91.67%	\$ 833,786.60	\$ 4,804,891.35	88.69%
1274-20	CHILD CARE QUALITY	0620CCQ001	10/31/2020	\$ 2,641,236.00	\$ 1,113,033.99	42.14%	76.92%	\$ 1,145,658.31	\$ 2,258,692.30	85.52%

**MEANS, ENDS AND EXPECTATIONS
MONTHLY EXPENDITURE REPORT
July, 2020**

Fund #	Contract Name	Contract #	End Date	Budget	Cumulative Expenses	% Expended	% Expected	Obligations	Total Expenses + Obligations	% Expenses Obligations	
7215-20	Texas Rising Star Child Care Award	0620BSA001	12/31/2020	\$ 75,000.00	\$ -	0.00%	66.67%	\$ 71,250.00	\$ 71,250.00	95.00%	
CHILD CARE -TOTALS	Totals			\$ 127,973,133.00	\$ 89,733,997.04	70.12%		\$ 29,988,193.96	\$ 119,722,191.00	93.55%	
	STATE OF TEXAS										
7230-19	Adult Education and Literacy	0618ALAB00	6/30/2021	\$ 7,672,441.00	\$ 7,207,991.22	93.95%	100.00%	\$ 129,348.84	\$ 7,337,340.06	95.63%	
7230-20	Adult Education and Literacy	0618ALAC00	6/30/2021	\$ 6,347,808.00	\$ 400,690.40	6.31%	8.33%	\$ -	\$ 400,690.40	6.31%	
7234-20	AEL - Workforce Integration Initiative	0620AEL001	6/30/2021	\$ 182,835.00	\$ 2,953.00	1.62%	15.38%	\$ 173,564.00	\$ 176,517.00	96.54%	
	Totals			\$ 14,203,084.00	\$ 7,611,634.62	53.59%		\$ 302,912.84	\$ 7,914,547.46	55.72%	
	GRAND TOTALS			\$ 188,737,830.00	\$ 112,040,847.67	59.36%		\$ 41,826,305.28	\$ 153,867,152.95	81.52%	
	STATE OF TEXAS - Contracts										
7353-19	Student Hireability Navigator	3018VRS135-YR 2	8/31/2020	\$ 200,000.00	\$ 160,151.60	80.08%	91.67%	\$ 11,552.66	\$ 171,704.26	85.85%	
7354-18	Wage Services for Paid Work Experience	3018VRS173	8/31/2021	\$ 450,000.00	\$ 109,868.16	24.42%	66.67%	\$ 82,352.39	\$ 192,220.55	42.72%	
7500-20	Infrastructure Support Services and Shared Cost	0619COL000	8/31/2019	\$ 1,331,870.86	\$ 1,032,877.84	77.55%	91.67%	\$ -	\$ 1,032,877.84	77.55%	
	Totals			\$ 1,981,870.86	\$ 1,302,897.60	65.74%		\$ 93,905.05	\$ 1,396,802.65	70.48%	
	PRIVATE										
7246-20	Texas Veterans Commission	TVC	9/30/2020	\$ 165,700.00	\$ 138,800.62	83.77%	83.33%	\$ -	\$ 138,800.62	83.77%	
8515-18	100K Opportunities Initiative	Philanthropic Trust	3/31/2021	\$ 250,000.00	\$ 54,234.29	21.69%	70.00%	\$ 50,822.74	\$ 105,057.03	42.02%	
8525-18	Retail Pipeline Project (Retail Pays)	Walmart Foundation	12/1/2021	\$ 1,771,576.00	\$ 1,222,719.94	69.02%	90.91%	\$ 283,150.50	\$ 1,505,870.44	85.00%	
8535-19	Walmart Statewide - PATHS	Walmart Foundation	5/16/2023	\$ 5,454,750.00	\$ 1,853,413.43	33.98%	58.33%	\$ 1,937,405.00	\$ 3,790,818.43	69.50%	
	Totals			\$ 7,642,026.00	\$ 3,269,168.28	42.78%		\$ 2,271,378.24	\$ 5,540,546.52	72.50%	

**MEANS, ENDS AND EXPECTATIONS
MONTHLY EXPENDITURE REPORT
July, 2020**

Fund #	Contract Name	Contract #	End Date	Budget	Cumulative Expenses	% Expended	% Expected	Obligations	Total Expenses + Obligations	% Expenses Obligations
External Child Care Assistance Funding										
1283-20	Dallas County Emergency Childcare Assistance (CARES) program - \$400,000 (Micro grants, \$3,000)		12/30/2020	\$ 400,000.00	\$ 126,000.00	31.50%	16.67%	\$ 274,000.00	\$ 400,000.00	100.00%
1284-20	City of Irving Emergency Childcare Assistance (CARES) program - \$500,000 (Micro grants, \$5,000)	Res-2020-254	12/30/2020	\$ 500,000.00	\$ -	0.00%	16.67%	\$ 500,000.00	\$ 500,000.00	100.00%
1285-20	City of Irving Subsidized Childcae Payments for 90 days to Assist Parents who return to work (CARES) program - \$750,000			\$ 750,000.00	\$ -	0.00%		\$ 750,000.00	\$ 750,000.00	100.00%
1286-20	City of Dallas Childcare Assistance CARES program - \$750,000 (Micro grants, \$5,000)			\$ 680,000.00	\$ -	0.00%		\$ 680,000.00	\$ 680,000.00	100.00%
8600-20	North TX CARES (Dallas Foundation's COVID-19 Relief Fund)- \$20,000 (Micro grants, \$3,000)	#20200602		\$ 20,000.00	\$ 15,000.00	75.00%		\$ 5,000.00	\$ 20,000.00	100.00%
8601-20	North TX CARES (Dallas Foundation's COVID-19 Relief Fund)- \$16,667 (Micro grants, \$3,000)	#20200737		\$ 16,667.00	\$ -	0.00%		\$ 16,667.00	\$ 16,667.00	100.00%
				\$ 2,366,667.00	\$ 141,000.00	5.96%		\$ 2,225,667.00	\$ 2,366,667.00	100.00%

Workforce Solutions Greater Dallas
 Statements of Financial Position (Unaudited)
 July 31, 2020 and December 31, 2019

	07/31/2020	12/31/2019
	(Unaudited)	(Audited)
Assets		
Cash	\$ 6,804,707	9,482,075
Grants receivable	9,545,902	9,996,149
Advances and other receivables	451,410	65,334
Prepaid expenses	16,753	391,543
Equipment, net	4,445	4,445
Total assets	<u>\$ 16,823,217</u>	<u>19,939,546</u>
Liabilities and net assets		
Accounts payable and accrued liabilities	\$ 12,941,592	16,026,925
Employee benefits payable	155,097	190,420
Deferred revenue	2,084,864	2,084,864
Total liabilities	<u>15,181,553</u>	<u>18,302,209</u>
Net assets		
Without donor restrictions	2,722,977	714,475
With donor restrictions	(1,081,313)	922,862
Total net assets	<u>1,641,664</u>	<u>1,637,337</u>
Total liabilities and net assets	<u>\$ 16,823,217</u>	<u>19,939,546</u>

Workforce Solutions Greater Dallas
 Statements of Activities (Unaudited)
 Period ended July 31, 2020 and December 31, 2019

	07/31/2020 (Unaudited)			12/31/2019 (Audited)		
	Without Donor Restrictions	With Donor Restrictions	Total	Without Donor Restrictions	With Donor Restrictions	Total
Revenues and other support						
Revenues from grants and contracts	90,791,398	—	90,791,398	133,762,278	—	133,762,278
Other	7,019		7,019	249,767		249,767
Dividends & interest	4,327		4,327	15,189		15,189
Net assets released from restrictions	2,004,175	(2,004,175)	—	481,568	(481,568)	—
Total revenues and other support	<u>92,806,919</u>	<u>(2,004,175)</u>	<u>90,802,744</u>	<u>134,508,802</u>	<u>(481,568)</u>	<u>134,027,234</u>
Expenses						
Direct program services	88,859,531		88,859,531	130,970,422		130,970,422
Administration	1,938,886		1,938,886	3,302,979		3,302,979
Total expenses	<u>90,798,417</u>	<u>—</u>	<u>90,798,417</u>	<u>134,273,401</u>	<u>—</u>	<u>134,273,401</u>
Change in net assets	2,008,502	(2,004,175)	4,327	235,401	(481,568)	(246,167)
Net assets, beginning of year	714,475	922,862	1,637,337	479,074	1,404,430	1,883,504
Net assets, end of year	<u>\$ 2,722,977</u>	<u>\$ (1,081,313)</u>	<u>\$ 1,641,664</u>	<u>\$ 714,475</u>	<u>\$ 922,862</u>	<u>\$ 1,637,337</u>

BOARD SUMMARY REPORT - CONTRACTED MEASURES

Year-to-Date Performance Periods*

BOARD NAME: **DALLAS**

FINAL RELEASE
As Originally Published 9/4/2020
JULY 2020 REPORT

Status Summary		With Positive Performance (+P):	Meeting Performance (MP):	With Negative Performance (-P):	% +P & MP											
Contracted Measures		3	11	1	93.33%											
Source	Measure	Status	% Current Target	Current Target	EOY Target	Current Perf.	Prior Year End	2 Years Ago YE	YTD Num	YTD Den	QTR 1	QTR 2	QTR 3	QTR 4	From	To
Notes																

Reemployment and Employer Engagement Measures

TWC	Claimant Reemployment within 10 Weeks	n/a	n/a	n/a	58.13%	N/L	N/L	57.79%	N/L	N/L	N/L	N/L	N/L	N/L	7/19	4/20
1,2																
	# of Employers Receiving Workforce Assistance	N/L	N/L	-----	-----	N/L	N/L	11,033	N/L	N/L	N/L	N/L	N/L	N/L	10/19	7/20
2																

1. TWC is currently evaluating the impact of the pandemic on performance for this measure and will update the data in a future MPR when the analysis is complete.
2. In August 2019, TWC implemented a replacement for its WorkInTexas.com online labor exchange system. Unfortunately, TWC is currently unable to connect employer service data across the old and new systems, which prevents us from accurately reporting performance at this time. When the issue is resolved, we will begin reporting this measure again.

Program Participation Measures

TWC	Choices Full Work Rate - All Family Total	-P	71.30%	50.00%	50.00%	35.65%	50.27%	44.75%	139	46.45%	44.29%	24.54%	10.62%	10/19	7/20
3									398						
TWC	Avg # Children Served Per Day - Combined	MP	98.00%	16,427	16,427	16,098	14,642	11,424	3,525,454	17,634	15,957	15,287	14,379	10/19	7/20
4									219						
	# of EWC Children Served	---	-----	-----	-----	1,371	n/a	n/a	-----	-----	-----	-----	-----	4/20	7/20
4									-----						

4. In April 2020, TWC started a special short-term, COVID-19-related child care program to serve the children of Essential Workers who might not normally qualify for subsidized child care. Because this was a limited program that provided 3 months of care to all enrolled children of Essential Workers (regardless of the day they started care), TWC is reporting this data as the unduplicated number of children served through the program rather than the number per day.

WIOA Outcome Measures

LBB-K	Employed/Enrolled Q2 Post Exit – C&T Participants	MP	101.39%	69.00%	69.00%	69.96%	70.30%	70.25%	39,520	69.35%	68.40%	70.62%	71.32%	7/18	6/19
									56,490						
LBB-K	Employed/Enrolled Q2-Q4 Post Exit – C&T Participants	MP	101.56%	84.00%	84.00%	85.31%	84.86%	84.67%	33,992	85.30%	84.34%	85.47%	86.25%	1/18	12/18
									39,843						
TWC	Median Earnings Q2 Post Exit – C&T Participants	+P	109.97%	\$5,425.00	\$5,425.00	\$5,965.83	\$5,497.44	\$5,283.93	n/a	\$5,375.59	\$6,057.64	\$6,142.97	\$6,326.10	7/18	6/19
									37,453						
LBB-K	Credential Rate – C&T Participants	+P	131.42%	60.00%	60.00%	78.85%	74.63%	72.20%	537	82.14%	76.30%	78.97%	78.57%	1/18	12/18
									681						
DOL-C	Employed Q2 Post Exit – Adult	MP	93.55%	77.40%	77.40%	72.41%	73.30%	71.00%	286	73.21%	76.12%	72.73%	69.53%	7/18	6/19
									395						
DOL-C	Employed Q4 Post Exit – Adult	MP	94.50%	77.80%	77.80%	73.52%	69.88%	70.55%	261	74.07%	70.53%	69.64%	83.58%	1/18	12/18
									355						
DOL-C	Median Earnings Q2 Post Exit – Adult	---	-----	-----	-----	\$6,539.16	\$6,385.18	\$4,969.23	n/a	\$5,057.16	\$6,560.90	\$7,601.78	\$7,690.45	7/18	6/19
									284						
DOL-C	Credential Rate – Adult	MP	107.51%	82.00%	82.00%	88.16%	80.00%	80.35%	201	88.00%	86.96%	89.41%	87.23%	1/18	12/18
									228						
DOL-C	Employed Q2 Post Exit – DW	MP	98.56%	86.30%	86.30%	85.06%	87.24%	83.82%	262	81.94%	84.81%	89.22%	81.82%	7/18	6/19
									308						

Note: In some cases historic data not available at time of original publication (such as when a new measure is created) has been added to the MPR retroactively to allow trend analysis.

BOARD SUMMARY REPORT - CONTRACTED MEASURES

Year-to-Date Performance Periods*

BOARD NAME: **DALLAS**

FINAL RELEASE
As Originally Published 9/4/2020
JULY 2020 REPORT

Source	Measure	Status	% Current Target	Current Target	EOY Target	Current Perf.	Prior Year End	2 Years Ago YE	YTD Num YTD Den	QTR 1	QTR 2	QTR 3	QTR 4	From	To
Notes															

WIOA Outcome Measures

DOL-C	Employed Q4 Post Exit – DW	MP	95.72%	86.60%	86.60%	82.89%	87.82%	83.85%	218 263	85.00%	81.94%	76.39%	88.61%	1/18	12/18
DOL-C	Median Earnings Q2 Post Exit – DW	---	-----	-----	-----	\$9,894.21	\$9,111.55	\$9,232.00	n/a 258	\$8,745.16	\$10,983.09	\$9,643.00	\$10,335.25	7/18	6/19
DOL-C	Credential Rate – DW	MP	95.73%	81.70%	81.70%	78.21%	73.74%	79.63%	122 156	84.21%	72.22%	75.56%	82.14%	1/18	12/18
DOL-C	Employed/Enrolled Q2 Post Exit – Youth	MP	97.65%	73.20%	73.20%	71.48%	72.96%	69.29%	416 582	71.43%	71.77%	71.13%	71.60%	7/18	6/19
DOL-C	Employed/Enrolled Q4 Post Exit – Youth	MP	98.14%	72.50%	72.50%	71.15%	71.01%	71.03%	407 572	71.14%	69.66%	73.38%	70.16%	1/18	12/18
DOL-C	Credential Rate – Youth	+P	119.72%	65.10%	65.10%	77.94%	66.13%	73.50%	106 136	80.00%	82.05%	81.08%	64.00%	1/18	12/18

Note: In some cases historic data not available at time of original publication (such as when a new measure is created) has been added to the MPR retroactively to allow trend analysis.

AT-A-GLANCE COMPARISON - BOARD CONTRACTED MEASURES

Percent of Target (Year-to-Date Performance Periods)

FINAL RELEASE
As Originally Published 9/4/2020
JULY 2020 REPORT

Green = +P White = MP Yellow = MP but At Risk Red = -P

Board	Reemployment and Employer Engagement		Participation		WIOA Outcome Measures															Total Measures			
			Choices Full Work Rate-All Family Total	Avg # Children Svd Per Day-Combined	C&T Participants				Adult				DW				Youth			+P	MP	-P	% MP & +P
	Empl/ Enrolled Q2 Post-Exit	Empl/ Enrolled Q2-Q4 Post-Exit			Median Earnings Q2 Post-Exit	Credentia Rate	Employ- ed Q2 Post-Exit	Employ- ed Q4 Post-Exit	Median Earnings Q2 Post-Exit	Credentia Rate	Employ- ed Q2 Post-Exit	Employ- ed Q4 Post-Exit	Median Earnings Q2 Post-Exit	Credentia Rate	Empl/ Enrolled Q2 Post-Exit	Empl/ Enrolled Q4 Post-Exit	Credentia Rate						
	Clmnt ReEmpl within 10 Weeks	Emplyrs Rcvg Wkfc Assist	Empl/ Enrolled Q2 Post-Exit	Empl/ Enrolled Q2-Q4 Post-Exit	Median Earnings Q2 Post-Exit	Credentia Rate	Employ- ed Q2 Post-Exit	Employ- ed Q4 Post-Exit	Median Earnings Q2 Post-Exit	Credentia Rate	Employ- ed Q2 Post-Exit	Employ- ed Q4 Post-Exit	Median Earnings Q2 Post-Exit	Credentia Rate	Empl/ Enrolled Q2 Post-Exit	Empl/ Enrolled Q4 Post-Exit	Credentia Rate	+P	MP	-P	% MP & +P		
Alamo	n/a	n/a	80.94%	98.08%	103.54%	102.88%	113.64%	124.52%	103.08%	99.72%	n/a	96.62%	100.09%	92.45%	n/a	105.27%	96.17%	99.28%	110.43%	3	11	1	93%
Borderplex	n/a	n/a	70.22%	93.22%	99.45%	100.04%	111.39%	132.08%	102.94%	96.58%	n/a	107.28%	99.09%	99.38%	n/a	100.67%	93.90%	95.01%	144.68%	3	10	2	87%
Brazos Valley	n/a	n/a	92.78%	94.42%	99.83%	99.13%	106.04%	114.38%	88.98%	94.57%	n/a	82.24%	105.86%	111.57%	n/a	115.13%	122.95%	94.88%	104.17%	5	6	4	73%
Cameron	n/a	n/a	76.80%	104.98%	109.06%	100.85%	110.26%	142.28%	94.66%	94.55%	n/a	105.17%	102.68%	90.53%	n/a	97.78%	96.17%	95.25%	78.10%	3	10	2	87%
Capital Area	n/a	n/a	69.26%	95.83%	105.35%	103.79%	112.28%	130.73%	107.26%	97.64%	n/a	111.70%	106.30%	98.57%	n/a	108.38%	112.95%	104.51%	107.59%	5	9	1	93%
Central Texas	n/a	n/a	86.92%	96.17%	94.65%	99.89%	106.66%	108.92%	103.36%	104.41%	n/a	128.91%	109.64%	92.90%	n/a	106.57%	97.86%	92.84%	97.38%	3	10	2	87%
Coastal Bend	n/a	n/a	68.76%	103.44%	102.48%	100.90%	112.62%	80.65%	110.06%	99.29%	n/a	79.38%	97.60%	99.50%	n/a	76.67%	99.03%	95.50%	82.42%	2	8	5	67%
Concho Valley	n/a	n/a	67.84%	95.82%	104.55%	99.62%	102.47%	136.37%	90.25%	101.56%	n/a	101.49%	121.91%	97.69%	n/a	112.99%	110.18%	91.71%	74.63%	4	9	2	87%
Dallas	n/a	n/a	71.30%	98.00%	101.39%	101.56%	109.97%	131.42%	93.55%	94.50%	n/a	107.51%	98.56%	95.72%	n/a	95.73%	97.65%	98.14%	119.72%	3	11	1	93%
Deep East	n/a	n/a	65.02%	96.21%	102.12%	98.64%	110.38%	139.67%	91.91%	90.73%	n/a	90.65%	90.84%	90.50%	n/a	117.11%	100.97%	99.06%	92.58%	3	11	1	93%
East Texas	n/a	n/a	69.94%	91.97%	103.23%	100.60%	106.35%	127.67%	103.98%	99.68%	n/a	94.26%	94.70%	99.86%	n/a	106.51%	104.83%	108.49%	111.04%	3	10	2	87%
Golden Cresce	n/a	n/a	88.32%	96.66%	109.87%	104.38%	116.68%	126.40%	104.97%	95.61%	n/a	97.35%	102.88%	97.92%	n/a	96.61%	90.08%	120.21%	152.44%	5	9	1	93%
Gulf Coast	n/a	n/a	69.62%	93.24%	96.09%	98.83%	107.82%	106.73%	96.72%	92.90%	n/a	90.79%	88.72%	82.30%	n/a	78.72%	95.03%	97.70%	127.85%	3	7	5	67%
Heart of Texas	n/a	n/a	76.72%	94.24%	104.70%	100.89%	104.35%	111.93%	107.78%	122.56%	n/a	89.49%	103.12%	113.88%	n/a	69.44%	111.72%	103.14%	80.37%	4	6	5	67%
Lower Rio	n/a	n/a	80.84%	99.94%	108.58%	98.64%	109.63%	135.83%	95.87%	98.65%	n/a	107.05%	98.90%	97.93%	n/a	98.29%	95.23%	101.39%	88.70%	3	10	2	87%
Middle Rio	n/a	n/a	63.46%	98.83%	103.91%	97.23%	101.58%	138.25%	94.02%	94.01%	n/a	92.57%	118.06%	105.27%	n/a	74.08%	98.35%	91.56%	123.90%	3	10	2	87%
North Central	n/a	n/a	69.46%	96.58%	97.29%	103.04%	118.29%	113.82%	99.13%	97.40%	n/a	90.59%	97.46%	96.32%	n/a	94.36%	103.86%	108.38%	124.77%	3	11	1	93%
North East	n/a	n/a	66.94%	99.32%	99.23%	101.05%	105.86%	122.15%	107.59%	110.90%	n/a	112.87%	98.96%	103.08%	n/a	75.17%	106.81%	91.13%	102.73%	4	9	2	87%
North Texas	n/a	n/a	60.76%	96.02%	100.13%	101.73%	103.94%	144.73%	100.00%	99.32%	n/a	117.40%	100.00%	111.11%	n/a	57.01%	87.82%	111.02%	105.75%	4	8	3	80%
Panhandle	n/a	n/a	91.18%	96.22%	104.57%	102.05%	108.63%	138.07%	108.90%	103.44%	n/a	96.44%	109.04%	110.11%	n/a	120.05%	96.50%	113.34%	100.19%	5	9	1	93%
Permian Basin	n/a	n/a	69.62%	98.46%	106.20%	100.11%	107.30%	122.22%	89.08%	83.52%	n/a	96.10%	116.32%	97.22%	n/a	91.79%	109.78%	122.55%	73.25%	5	6	4	73%
Rural Capital	n/a	n/a	72.78%	96.23%	105.33%	105.07%	114.64%	137.88%	101.17%	102.51%	n/a	108.57%	107.32%	101.44%	n/a	111.11%	100.68%	102.33%	122.73%	6	8	1	93%
South Plains	n/a	n/a	58.12%	104.98%	102.80%	99.26%	107.79%	145.83%	110.49%	108.05%	n/a	97.57%	121.00%	105.69%	n/a	106.28%	116.43%	125.23%	137.76%	7	7	1	93%
South Texas	n/a	n/a	74.16%	95.97%	98.04%	100.89%	94.68%	155.17%	97.78%	112.31%	n/a	107.72%	114.42%	111.73%	n/a	131.58%	126.92%	120.21%	115.58%	8	5	2	87%
Southeast	n/a	n/a	59.36%	97.95%	105.64%	99.63%	105.11%	120.62%	106.83%	103.21%	n/a	103.59%	101.89%	100.61%	n/a	121.86%	94.80%	96.61%	111.04%	5	9	1	93%
Tarrant	n/a	n/a	64.72%	95.78%	102.58%	102.49%	114.71%	128.50%	98.09%	94.01%	n/a	92.78%	91.10%	96.28%	n/a	88.19%	89.58%	92.64%	75.68%	2	9	4	73%
Texoma	n/a	n/a	66.72%	102.58%	103.86%	102.99%	105.41%	135.62%	102.71%	106.38%	n/a	101.79%	114.42%	111.11%	n/a	120.00%	100.71%	96.47%	94.53%	5	9	1	93%
West Central	n/a	n/a	69.56%	98.43%	98.81%	98.81%	105.14%	117.12%	100.26%	81.96%	n/a	90.05%	105.06%	83.48%	n/a	111.11%	104.08%	106.72%	109.89%	3	9	3	80%
+P	0	0	0	0	7	1	23	27	2	3	0	4	6	6	0	9	6	6	12	112			
MP	0	0	0	23	20	27	4	0	24	23	0	21	21	20	0	12	20	22	9	246			
-P	0	0	28	5	1	0	1	1	2	2	0	3	1	2	0	7	2	0	7	62			
% MP & +P	N/A	N/A	0%	82%	96%	100%	96%	96%	93%	93%	N/A	89%	96%	93%	N/A	75%	93%	100%	75%	85%			
From			10/19	10/19	7/18	1/18	7/18	1/18	7/18	1/18		1/18	7/18	1/18		1/18	7/18	1/18	1/18	From			
To			7/20	7/20	6/19	12/18	6/19	12/18	6/19	12/18		12/18	6/19	12/18		12/18	6/19	12/18	12/18	To			

Training Vendor Performance by Program

Entered Employment Q2 and Median Earnings Q2 are WIOA Customers that exited training programs between July 2018 - June 2019

Credential Rate are WIOA Customers that exited training programs January 2018 and December 2018

	Entered Employment Numerator	Entered Employment Denominator	%	Obtained Credential Numerator	Obtained Credential Denominator	%	Mean Quarterly Earnings
■ Indicates Missing Performance Measure.							
WFSDallas performance indicators	75%			75%			\$5,300
Information Technology/Telecommunications							
Asher College - Computer and Network Technician	11	11	100.00%	10	13	76.92%	\$ 13,100.00
Asher College - Computer Information Specialist Track 2	4	4	100.00%	0	1	0.00%	\$ 10,296.00
Asher College - Computer Specialist and Networking Technician	2	2	100.00%	1	2	50.00%	\$ 11,092.00
Asher College - IT Network Engineer	4	4	100.00%	0	4	0.00%	\$ 11,825.00
Asher College - IT Server Administrator	0	2	0.00%	2	2	100.00%	\$ -
Asher College - Network Support Specialist	1	1	100.00%	0	0	0.00%	\$ 7,462.00
Careers Institute of America - Cisco Networking Associate	1	1	100.00%	1	1	100.00%	\$ 3,868.00
Careers Institute of America - Network Administrator	0	1	0.00%	1	1	100.00%	\$ -
CCI Training Center, Inc - Computer and Network Administration	23	28	82.14%	9	15	60.00%	\$ 9,508.00
CCI Training Center, Inc. - Computer Support and Information Security	1	1	100.00%	0	1	0.00%	
CCI Training Center, Inc. - Computer Support Tech	2	3	66.67%	5	5	100.00%	\$ 3,519.00
ComputerMinds.com - Basic Microsoft Office Specialist Certification Training	1	1	100.00%	1	1	100.00%	\$ 8,449.00
ComputerMinds.com - Cloud Administrator Training (Basic)	3	6	50.00%	6	6	100.00%	
ComputerMinds.com - CompTIA A+ Beginner Training	3	3	100.00%	2	2	100.00%	\$ 19,826.00
ComputerMinds.com - Cybersecurity Professional Training	2	2	100.00%	1	1	100.00%	\$ 29,123.00
ComputerMinds.com - Database Administrator Training	2	3	66.67%	0	0	0.00%	\$ 13,487.00
ComputerMinds.com - Desktop Support Technician Training	1	1	100.00%	0	0	0.00%	\$ 14,620.00
ComputerMinds.com - IT Project Management Training	22	24	91.67%	6	6	100.00%	\$ 23,578.00
ComputerMinds.com - Network Support Technician - Entry	2	2	100.00%	0	0	0.00%	\$ 2,345.00
ComputerMinds.com - Network Support Technician Training	3	3	100.00%	0	0	0.00%	\$ 14,106.00
DevMountain - Web Development (Immersive)	1	4	25.00%	6	6	100.00%	\$ 14,807.00
Divergence Academy - Cybersecurity Professional Penetration Tester	2	2	100.00%	0	0	0.00%	\$ 23,734.00
Lanecert Inc - Cisco Network Engineer (Routing & Switching)	1	1	100.00%	0	0	0.00%	\$ 1,000.00
LeaderQuest - CCNA	4	4	100.00%	3	5	60.00%	\$ 10,551.00
LeaderQuest - Computer User Support Specialist	24	30	80.00%	28	33	84.85%	\$ 8,789.00
LeaderQuest - Cyber Security Specialist	14	16	87.50%	10	11	90.91%	\$ 15,526.00
LeaderQuest - Information Security Analyst (ISA)	1	3	33.33%	4	4	100.00%	\$ 17,460.00
LeaderQuest - MCSA SQL Server 2012 Associate	1	1	100.00%	1	1	100.00%	
LeaderQuest - Network Support Specialist	6	7	85.71%	4	6	66.67%	\$ 9,650.00
MyComputerCareer.com - IT ProBasic 08 Program	2	2	100.00%	2	2	100.00%	\$ 8,991.00
New Horizons Consumer Learning Center of DFW - Database Administrator Professional Program	3	3	100.00%	1	1	100.00%	\$ 8,020.00
New Horizons Consumer Learning Center of DFW - Network Systems Administrator Professional	11	14	78.57%	11	13	84.62%	\$ 14,786.00
Richland College - Amazon Web Services Apprenticeship Program	1	1	100.00%	2	2	100.00%	\$ 14,059.00
Texas A&M University - Corpus Christi - CCNA: Routing and Switching Program (Online)	5	5	100.00%	0	5	0.00%	\$ 9,579.00
Texas Premier Technology Institute, Inc. - Database Administrator Associate Program	1	1	100.00%	1	1	100.00%	\$ 8,882.00
Texas Premier Technology Institute, Inc. - IT Security Administrator Associate Program	1	2	50.00%	2	2	100.00%	\$ 9,088.00
Texas Premier Technology Institute, Inc. - Private Cloud Administrator Associate Program	1	1	100.00%	1	1	100.00%	\$ 35,200.00

Training Vendor Performance by Program

Entered Employment Q2 and Median Earnings Q2 are WIOA Customers that exited training programs between July 2018 - June 2019

Credential Rate are WIOA Customers that exited training programs January 2018 and December 2018

	Entered Employment Numerator	Entered Employment Denominator	%	Obtained Credential Numerator	Obtained Credential Denominator	%	Mean Quarterly Earnings
■ Indicates Missing Performance Measure.							
WFSDallas performance indicators	75%			75%			\$5,300
Advanced Manufacturing/Engineering							
Richland College - Engineering Technology, Advanced Manufacturing Technology Applied Associates of Science Degree	3	3	100.00%	2	3	66.67%	\$ 9,043.00
Richland College - Engineering Technology, Electronics Technology Certificate	1	1	100.00%	0	1	0.00%	\$ 10,785.00
Business Management & Administration							
Alpha Medical Institute - Accounting	3	3	100.00%	0	3	0.00%	\$ 6,749.00
Arlington Career Institute - Administrative Assistant Program	1	1	100.00%	2	2	100.00%	\$ 7,458.00
Arlington Career Institute - Paralegal/Legal Assistant	3	3	100.00%	5	5	100.00%	\$ 6,715.00
Asher College - Office Accounting Specialist	6	9	66.67%	6	9	66.67%	\$ 8,056.00
Asher College - Office Administrator	5	5	100.00%	0	0	0.00%	\$ 10,135.00
Center for Career Training - Office Specialist	2	2	100.00%	2	2	100.00%	\$ 7,760.00
El Centro College- Associate of Science Degree with a Field of Study in Business	2	2	100.00%	0	0	0.00%	\$ 18,717.00
El Centro College - Supervisor Certificate (C1.Mgmt.Supvsr.12)	2	2	100.00%	0	0	0.00%	\$ 18,846.00
Joshua Career Institute - Accounting Clerk (On-Line)	1	1	100.00%	0	0	0.00%	\$ 14,146.00
Joshua Career Institute - Accounting Specialist	1	3	33.33%	1	3	33.33%	\$ 7,678.00
Joshua Career Institute - Accounting Specialist (On-Line)	2	2	100.00%	0	0	0.00%	\$ 5,950.00
Joshua Career Institute - Administrative Assistant (On-Line)	1	1	100.00%	0	0	0.00%	\$ 4,715.00
Joshua Career Institute - Bookkeeping Specialist (On-Line)	1	1	100.00%	0	1	0.00%	\$ 8,417.00
Joshua Career Institute - Executive Administrative Assistant (On-Line)	2	3	66.67%	0	0	0.00%	\$ 8,348.00
Joshua Career Institute - Legal Assistant (On-Line)	1	1	100.00%	0	1	0.00%	\$ 3,630.00
Joshua Career Institute - Office Management (On-Line)	5	5	100.00%	0	0	0.00%	\$ 13,008.00
MT Training Center - Computerized Accounting	2	2	100.00%	0	0	0.00%	\$ 4,621.00
New Horizons Consumer Learning Center of DFW - Business Administration Associate	1	1	100.00%	0	0	0.00%	\$ 15,242.00
New Horizons Consumer Learning Center of DFW - Business Administration Associate Program	1	1	100.00%	5	5	100.00%	\$ 2,230.00
New Horizons Consumer Learning Center of DFW - Business Administration Professional	15	18	83.33%	6	9	66.67%	\$ 12,219.00
Peloton College - Paralegal Studies	3	5	60.00%	0	0	0.00%	\$ 4,816.00
Richland College - Accounting/Office Specialist	1	1	100.00%	2	2	100.00%	\$ 8,282.00
University of Texas at Arlington, Division of Continuing Education - Business Management Professional	2	2	100.00%	0	0	0.00%	\$ 5,227.00
University of Texas at Arlington, Division of Continuing Education - Paralegal Certificate Program	2	2	100.00%	0	0	0.00%	\$ 3,228.00
Vista College - Associate of Applied Science degree in Business Administration (Distance Education)	1	1	100.00%	0	0	0.00%	\$ 7,507.00
Education							
Mountain View College - Alternative Teaching Certification - Bilingual Generalist - Spanish (Grades EC-6)	4	4	100.00%	0	4	0.00%	\$ 4,513.00
Healthcare							
Alpha Medical Institute - MEDICAL BILLING & CODING TECHNICIAN	2	6	33.33%	0	1	0.00%	\$ 2,780.00
Asher College - Health Information Specialist	7	7	100.00%	3	4	75.00%	\$ 8,057.00
Asher College - Pharmacy Technician	1	1	100.00%	2	2	100.00%	\$ 7,731.00
CCI Training Center - Health Information Specialist	12	14	85.71%	7	7	100.00%	\$ 8,128.00
CCI Training Center - Pharmacy Tech And Lab Procedures	1	1	100.00%	0	1	0.00%	\$ 11,352.00
IDTC Career Center - Dental Assistant	7	9	77.78%	0	0	0.00%	\$ 5,018.00
IDTC Career Center - Medical Coding & Billing	2	3	66.67%	0	0	0.00%	\$ 1,453.00
IDTC Career Center - Phlebotomy Technician	10	10	100.00%	0	0	0.00%	\$ 6,318.00

Training Vendor Performance by Program

Entered Employment Q2 and Median Earnings Q2 are WIOA Customers that exited training programs between July 2018 - June 2019

Credential Rate are WIOA Customers that exited training programs January 2018 and December 2018

	Entered Employment Numerator	Entered Employment Denominator	%	Obtained Credential Numerator	Obtained Credential Denominator	%	Mean Quarterly Earnings
■ Indicates Missing Performance Measure.							
WFSDallas performance indicators	75%			75%			\$5,300
iMed Health Training Center - Health Information Technology	13	14	92.86%	12	16	75.00%	\$ 3,531.00
iMed Health Training Center - Medical Billing and Coding	34	36	94.44%	20	31	64.52%	\$ 7,334.00
Joshua Career Institute - Medical Record Technician (On-Line)	4	7	57.14%	0	1	0.00%	\$ 4,920.00
Peloton College - Electronic Health Records Technician	2	2	100.00%	2	2	100.00%	\$ 1,615.00
SIPS Training & Development - Sterilization Technologist Training	3	6	50.00%	4	4	100.00%	\$ 1,994.00
Texas Career Institute - Medical & Clinical LAB and Phlebotomy Technician program	10	12	83.33%	0	0	0.00%	\$ 5,611.00
Texas Career Institute - Medical Billing and Coding Training Program	19	21	90.48%	17	18	94.44%	\$ 3,210.00
Texas Career Institute - Pharmacy Technician Training Program	8	8	100.00%	6	7	85.71%	\$ 4,333.00
The College of Health Care Professions - Medical Coding and Billing - Blended format	2	2	100.00%	0	0	0.00%	\$ 4,919.00
Urban Training Center - Health Information Technician/Medical Coding	8	8	100.00%	9	9	100.00%	\$ 3,661.00
Construction/Industrial Production							
Careers Institute of America - Advance Welding Professional	3	3	100.00%	3	3	100.00%	\$ 1,802.00
Careers Institute of America - Air Conditioning, Heating, and Refrigeration Technician	5	5	100.00%	4	4	100.00%	\$ 7,387.00
Hogg's Automotive Training Academy - Basic Automotive Engine Diagnostics, Testing and Repair	1	4	25.00%	3	3	100.00%	\$ 3,487.00
Lindsey-Cooper Refrigeration School - Refrigeration/Heating/Air Conditioning (Basic) in English	2	2	100.00%	3	3	100.00%	\$ 7,526.00
MT Training Center - CNC Machinist	1	1	100.00%	1	1	100.00%	\$ 9,877.00
Trucking							
Aspire Truck Driving School - Professional Truck Driving	13	19	68.42%	11	16	68.75%	\$ 8,324.00
ATDS - Professional Truck Driver-100	1	1	100.00%	1	1	100.00%	\$ 13,745.00
ComputerMinds.com - Supply Chain Management Training	5	7	71.43%	0	0	0.00%	\$ 14,720.00
Continental Truck Driver Training and Education School - TTDR-500 Tractor Trailer Basic	27	43	62.79%	29	32	90.63%	\$ 8,193.00
iMed Health Training Center - Commercial Truck Driving	5	7	71.43%	0	0	0.00%	\$ 5,572.00
International Schools - Professional Driver Training	17	22	77.27%	14	20	70.00%	\$ 7,446.00
MT Training CenterMT Training Center - Advanced CDL Driver Training for the Entrepreneur	3	3	100.00%	4	6	66.67%	\$ 5,980.00
MT Training CenterMT Training Center - Truck Driving	7	9	77.78%	7	7	100.00%	\$ 7,370.00
Vision Truck Driving School - Class B License Development Course	2	2	100.00%	0	0	0.00%	\$ 19,158.00
Vision Truck Driving School - Vision Truck Driving	85	113	75.22%	82	86	95.35%	\$ 8,866.00

RECOMMENDATION: Based on Board policy, staff conducts a Training Provider review annually. Training Programs that are missing two or more program goals are recommended for removal. Board authorization to remove Aspire Truck Driving School Professional Truck Driving Program and Asher College - Office Accounting Specialist. The providers will have the opportunity to provide additional information.

Unemployment Insurance Claims Snapshot

March 1, 2020 – August 29, 2020

8.1%

Dallas County Unemployment Rate

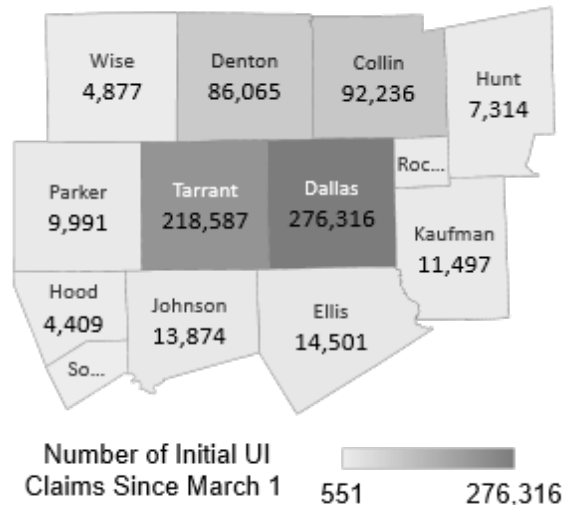
July 2020

Down 0.7 percentage points from June 2020.
The Texas rate is also down to 8.2% in July

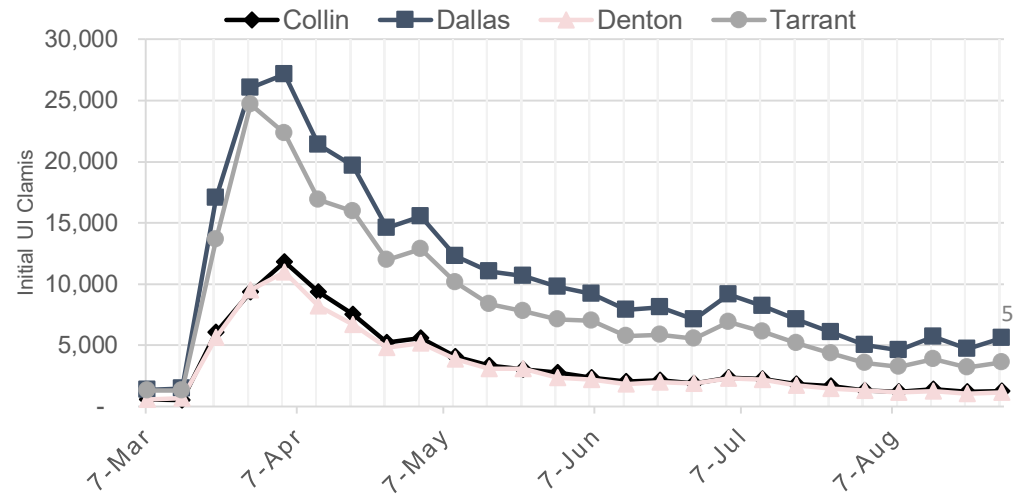
276,316

Dallas County Unemployment Insurance Claims

March 1, 2020-August 29, 2020

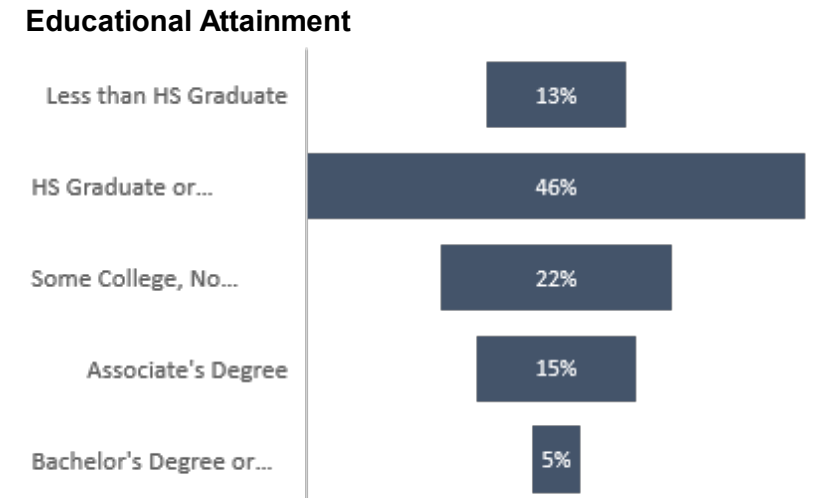
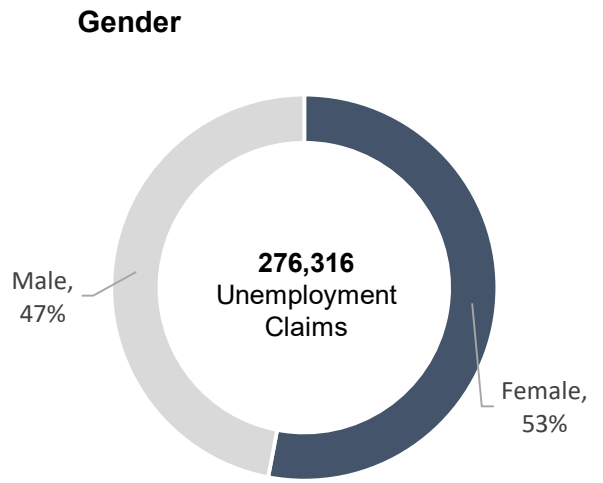
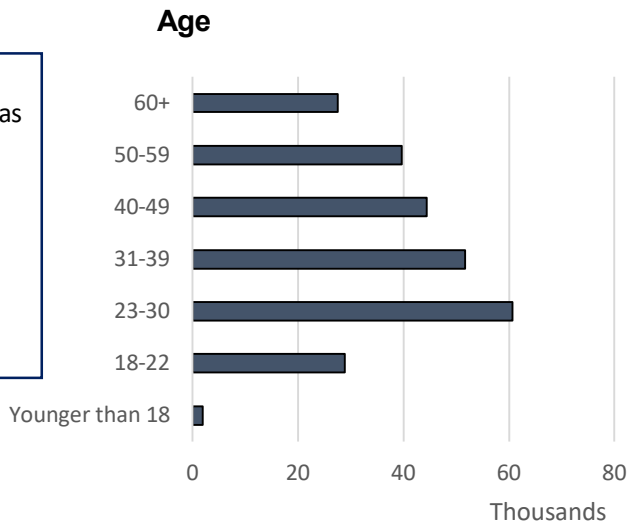


Dallas County's 276,316 claims represent 37% of all claims in the region and is the second-highest total among counties in the state behind Harris with 555,760 claims.



Dallas County's UI claims peaked during the week of April 4th at just over 27,000 claims. A weekly average 10,628 claims

Since March 1st, approx.. 36% of Dallas County's UI claims were filed by individuals 30 years of age or younger, and, 53% of all claimants were female.



OVERSIGHT & CONTRACTS

A. CONTRACTS & AGREEMENTS

PY2020/FY2021 Contracts

With the multiple grants that we receive, our funds are allocated and disbursed upon receipt of grants. The Board's contracts with current contractors listed below will expire September 30th. Procurement requires that we review performance and compliance annually, and if acceptable, the contractor may be awarded funding for another year, up to three year renewals. We have reviewed and believe the contractors to be worthy of an additional year. The proposed budgets are based upon existing and enhanced services, past expenditure levels, available grant funds, and negotiated terms. The list below includes our proposed budget for fiscal year 2021 (*October 1, 2020 through September 30, 2021*):

I. FY2021 Equus Workforce Solutions (Workforce System Operations) Contract

Equus manages and operates workforce programs in each of our eight workforce solutions offices throughout Dallas County. The proposed 12-month initial contract budget consists of operations and pass-through funds to customers based on 90% of the prior year expenditures, planned allocations provided by TWC and actual grants received at this time. The incentive matrix will be presented early next year; as the state performance targets have not been incorporated into our grants by the Texas Workforce Commission. We hope to return a negotiated incentive matrix in January, as we have done in prior years. The FY2021 initial contract budget is 4% less than the FY2020 initial contract budget.

Grant	2021 Initial Proposed Contract Budget
Workforce Innovation and Opportunity Act – Adult 9 month budget/12-month period	\$ 3,600,000
Workforce Innovation and Opportunity Act - Dislocated Worker 9 month budget/12-month period	\$ 3,400,000
Workforce Innovation and Opportunity Act – Rapid Response	\$ 58,210
Temporary Assistant to Needy Families	\$ 6,500,000
SNAP E&T*	\$ 540,759
SNAP ABAWD*	\$ 244,302
Non-Custodial Parent	\$ 343,000
Trade Adjustment Assistance*	\$ 117,900
Wagner-Peyser Employment Services*	\$ 148,000
Total Contract	\$14,952,171

*SNAP, TAA, and ES grants have not been received, and will be contracted contingent upon receipt of grant.

II. FY2021 Youth System Services Contracts

Youth System Services Contracts	2021 Initial Proposed Contract Budget	% Difference from FY2020
Equus Workforce Solutions	\$2,400,000	20% ↓ based on 90% of expenditures
Dallas College	\$ 360,000	20% ↓ based on enrollments and expenditures levels
Gulf Coast Trades Center	\$ 100,000	67% ↓ due to the pandemic, Dallas County Juvenile Court suspended referrals

III. FY2021 Professional Services Contracts

Professional Services Contractors	2021 Initial Proposed Contract Budget	% Difference from FY2020
Qnet – Technology Services	\$260,000	No change at this time
Oriental Building Services, Inc. – Janitorial Services	\$ 40,000	20% ↓ Mesquite center removed
Christine H. Nguyen, CPA – Fiscal Compliance Monitoring	\$144,990	6% ↓ less travel and more desk reviews
Juanita Forbes & Associates – Program Compliance Monitoring	\$160,372	11% ↓ less travel and more desk reviews

RECOMMENDATION: Board authorization to contract with the existing contractors with the 2021 initial proposed contract budget amounts as presented above, effective October 1, 2020 through September 30, 2021. These figures do not include probable carryover funds and any additional amounts will be brought back to the Board for approval.

IV. FY2021 ChildCareGroup (Child Care Services) Contract

In August, the Board authorized staff to negotiate with ChildCareGroup (CCG) for the management and operations of child care services in Dallas County. Staff continues to work with CCG to reach a reasonable and affordable sum to accommodate the operations and direct services of the program, as well as meet compliance obligations. Currently, CCG is managing over 18,000 children in care at nearly 500 child care locations. Although, we have not received the FY2021 performance target from the Texas Workforce Commission, we are expecting a substantially lower number. This year brought about many changes for the program; and all those factors are being considered in our negotiation process. We hope to reach a final amount to be presented for approval at the October Board meeting.

RECOMMENDATION: Board authorization to continue contract negotiations with CCG for the FY2021 Child Care Services contract. The final amount will be presented at the October Board meeting.

B. PROCUREMENT, POLICY & OVERSIGHT

Policy






COVID-19 and Stabilization Grants for Closed Child Care Providers






Stabilization Grants helped defray a child care provider’s fixed facility costs during the period of closure, helping programs sustain their businesses. The Stabilization Grant for closed child care providers will discontinue effective September 30, 2020, and no additional payments may be authorized for grant months beyond September 30th.

According to WD Letter 13-20, change 1 and Board policy, contractor must notify all Stabilization Grant recipients of the policy. The Stabilization Grant must be paid to eligible providers by the last business day of the month in September. Contactor must establish monitoring protocols to ensure that providers receiving Stabilization Grants use funds only for allowable costs which include rent, utilities for facility, general liability insurance, security system monitoring, lawn maintenance, pest management, janitorial and computer/copier lease payments.

RECOMMENDATION: Board authorization to approve policy presented.

Procurement, Policy & Oversight

	Review final with no issues		New Review
	Pending final review		Pending Report
	Review final with issues		

May-June 2020 Gulf Coast Trades		Fiscal Review Status: Review completed. Pending report from monitor.
October 2019 WIOA Adult – Rescare DC 01-20		Program Review – Recommendations were made relating to the following areas: Eligibility, service priority, individualized career services, support services and TWIST data entry. Status: Review final with no issues.
May – June 2020 AEL – Richardson ISD		Fiscal Review Status: Review in progress.
May – June 2020 AEL – Wilkinson Center		Fiscal Review Status: Review completed. Pending report from monitor.
October 2020 Choices – Equus		Program Review Status: Upcoming Review

Texas Workforce Commission

A Member of Texas Workforce Solutions

Bryan Daniel, Chairman
Commissioner Representing
the Public

Julian Alvarez
Commissioner Representing
Labor

Aaron Demerson
Commissioner Representing
Employers

Edward Serna
Executive Director

August 25, 2020

Ms. Laurie Bouillion Larrea, President
Workforce Solutions Greater Dallas
500 North Akard Street, Suite 3030
Dallas, Texas 75201

Dear Ms. Larrea:

We recently completed data validation testing of the Child Care and Development Fund (CCDF) program for the State of Texas, as administered by Workforce Solutions Greater Dallas. Required by the U.S. Department of Health and Human Services Administration for Children and Families, CCDF data validation is a process for verifying data elements in client records by comparing them to source documentation to ensure compliance with federal requirements and appropriateness of fund use. This data validation initiative was conducted to ensure the accuracy of data collected and reported in the CCDF program for the Fiscal Year 2020.

Child care improper payment testing for your Board resulted in no errors or concerns with improper payments.

Inaccurate data diminishes the value of reported performance and may impact future funding. Your focus on the continuing importance of improving program administration will help ensure the success of the program overall. Technical assistance for child care program administration may be provided by contacting TWC Child Care and Early Learning staff.

We appreciate the support of you and your staff and look forward to our continuing partnership to ensure the quality of the data reported by the State of Texas.

Sincerely,



Gloria Murillo, Director of Field Operations
Subrecipient Monitoring
Regulatory Integrity Division