



A snow-covered Downtown Dallas seen from S. Houston St. on Monday, Feb. 15, 2021.
(Juan Figueroa/ The Dallas Morning News)(Juan Figueroa / Staff photographer)

Board Briefing Materials

March 10, 2021

7:30 A.M.

WORKFORCESOLUTIONS
G R E A T E R D A L L A S

For more information: www.wfsdallas.com; 214-290-1000

AGENDA

Call to Order & Introductions —Bill O’Dwyer, Chair

Closed Session with Attorney; Closed Meeting Pursuant to §551.071 Texas Open Meetings Act

Public Comment/ Declaration of Conflict of Interest

Chairman’s Comments

Action Pursuant to Closed Session **Action**

Finance Committee **Action**

- Risk Management/Insurance Overview & Review and Approval of 2021 Annual Budget
- Ratification of Engagement of Auditors

Child Care Task Force **Discussion/Action**

Consent Agenda **Action**

- A. Review & Approval of January 20, 2021 minutes
- B. Contracts & Purchases
- C. Endorsement of External Applications/Agreements

Means, Ends and Expectations **Discussion/Action**

- A. Financial Analysis – Ashlee Verner, CPA, Chief Financial Officer
- B. Performance Analysis – Richard Perez, Research Manager
- C. Employer Engagement – Economic Snapshot – Mario Castaneda, Research Analyst

Oversight & Contracts **Discussion/Action**

- A. Contracts and Agreements – Demetria Robinson, Executive Vice President
- B. Oversight, Policy, Procurement, & Acceptance of the 2021-2024 Workforce Development Plan Summary - Connie Rash, Senior Vice President

President’s Briefing **Discussion/Action**

- A. Legislative Update
- B. Dallas Works

General Discussion/Other Business/Adjourn

Persons with disabilities who plan to attend this meeting and who may need auxiliary aids, services, or special accommodations, should contact Workforce Solutions Greater Dallas at 214-290-1000, two (2) working days prior to the meeting, so we can make appropriate arrangements.

achieving competitive solutions ... for employers through quality people and for people through quality jobs.

BOARD OF DIRECTORS

*Officers: Bill O'Dwyer, MIINC Mechanical, Chair
Michelle R. Thomas, JPMorgan Chase, Vice Chair
Carter Holston, NEC Corp. of America, Treasurer
Ellen Torbert, Southwest Airlines, Past Chair*

*Laurie Bouillion Larrea, President
Connie Rash, Secretary*

*Rebecca Acuña, PepsiCo
J. Susie Upshaw Battie, American Federation of Teachers
Mollie F. Belt, The Dallas Examiner
Joanne Caruso, Jacobs
Alan Cohen, Child Poverty Action Lab
Richard Collins, iStation
Cristina Criado, Criado and Associates
Holly Crowder, Beck
Rolinda Duran, Texas Workforce Solutions, Vocational Rehabilitation Services
Kevin Faulkner, Texas Workforce Commission
Lewis E. Fulbright, Dallas AFL-CIO
Bessie Gray, Texas Instruments
Shannon Gray, Health and Human Services Commission
Magda Hernandez, Irving ISD
Susan Hoff, United Way of Metropolitan Dallas
Dr. Stephanie Knight, SMU
Ken S. Malcolmson, North Dallas Chamber of Commerce
Dr. Joe May, Dallas College
Kerry McGeath, Desoto Public Library
Daniel J. Micciche, Akin Gump
Jason Oliver, AT&T*

WORKFORCE SOLUTIONS
GREATER DALLAS

Meetings are held on the published date, at 7:30 a.m., via Zoom Events for the 2021 Board Year, unless there are changes to the circumstances surrounding public health. Future in-person meetings will likely return to the Dallas Regional Chamber at Ross Towers, 500 N. Akard St., Suite 2600, Dallas, Texas 75201 at 7:30 A.M., unless otherwise indicated. Dates and Times are set, but please stay flexible on location.

2021 Full Board Convening Schedule	
2021 Dates	Agenda Action Highlights
NEW Rescheduled March 10, 2021	Budget Review and Approval
April 21, 2021	Procurements and Leases
May 19, 2021	Review and Approval of Annual Contracts for Adult Education/ESL and Workforce Grants, Report Card on Career Schools
June 16, 2021	Review of Risk Management/Insurance Coverage
August 18, 2021	Presentation of the Audit
September 15, 2021	Review and Approval of Fiscal Year Contracts (Child Care, TANF, SNAP, etc.)
October 20, 2021	Annual Meeting, Annual Workforce Awards, Year-end Performance, and Ratification of Fiscal Year Contracts, Welcome Appointed and Re-Appointed Directors to the Board.

2021 Finance Committee Convening Schedule – all dates 9 – 10:30 a.m.	
February 10, 2021	Review/Recommend Annual Budget/Auditors 2021
August 11, 2021	Review and Recommend the Annual Audit, Renewal of Risk Management Coverage

Finance Committee: Chair Carter Holston, Treasurer; Christina Criado, Holly Crowder, Dan Micciche and Jason Oliver.

2021 Child Care Task Force Convening Schedule - all dates 1 – 2:30 p.m.

Canceled due to Weather and Energy Concerns February 23, 2021	Update on Legislative Developments, Contracted Slots, Industry Partnerships, and Dashboard for Supply and Demand 2021
April 27, 2021	Overview of First Quarter and CPAL Developments in Child Care
May 25, 2021	Wrap-Up of the Legislative Session
August 24, 2021	New Funding, Performance for 2021/2022, Grant Guidelines, and Planning Figures
September 21, 2021	Year-end Quality Conversation

Child Care Task Force: Chair Susan Hoff, Alan Cohen, Bessie Gray, Dr. Stephanie Knight, and Ken Malcolmson

Finance Committee Report
February 10, 2021, 9:00 a.m.

Committee Members Attending:

Carter Holston, WFSDallas Board Treasurer and Committee Chair,
Cristina Criado, Committee Member
Holly Crowder, Committee Member
Dan Micciche, Committee Member
Jason Oliver, Committee Member

Guests Attending:

Ryan Bowles, Advisor, Marsh & McLennan Agency

Staff Attending:

Laurie Bouillion Larrea, President
Ashlee Verner, CFO
Rowena Ho, Accounting Manager
Brandon Salsberry, Accountant VI

Meeting was called to order at 9:05 a.m. by the **Board Treasurer and Committee Chair, Carter Holston.**

I. Review of Liability Insurance

Ryan Bowles, Advisor, Marsh & McLennan Agency, provided an overview of the Board's liability insurance including Property, Cyber, and Directors and Officers coverages. Ryan explained that Marsh & McLennan Agency has had the privilege of serving the Board for 15 years to help steward the funds received. The committee participated in discussions with Ryan including analyzing whether the board maintains sufficient coverage. Ryan made note that the Board possesses reasonable limits which benchmark well among other workforce boards.

II. Review and Approval of Annual Budget

The Finance Committee members reviewed the 2021 Proposed Annual Budget as presented by Ashlee Verner, CFO. The grant funds for 2021 reflect a modest increase in child care funds; however, we are expecting additional CARES Act child care funds from the state. Overall, the planning figure budget is \$140.8M, a net increase of 1.31%, and represents a substantial investment in workforce for Dallas County. Administrative costs represent a 1.89% increase from prior year budget, and infrastructure costs to operate eight workforce centers represent a 2.76% increase over prior year budget. The Board budgets administrative expenditures based on all administrative thresholds allowable (other than child care in which we take a modest portion of allowable administrative expenditures). Historically, we have not spent all administrative expenditures allowable and have repurposed those funds to program expenditures.

Meeting concluded at 9:57 a.m.

RECOMMENDATION: Board authorization to accept the Finance Committee's recommendation to approve the 2021 budget as presented and ratification of the Audit Plan from Crowe that was approved in January.

Child Care Taskforce
January 26, 2021, 1:00 p.m.

Taskforce Members Attending:

Susan Hoff – Chair
Alan Cohen
Stephanie Knight
Bessie Gray
Ken Malcolmson

Staff Attending

Laurie Bouillion Larrea, President
Demetria Robinson, Vice President

Invited Guests

Rhonda Rakow, ChildCareGroup

Meeting was called to order at 1:00 p.m. by the Taskforce Chair – Susan Hoff at United Way of Metropolitan Dallas.

I. Welcome and Introductions

II. Status Report on COVID-19 CARES Act funding, Quality Activities, Contracted Slots, Strategic Vision for Quality & Child Care Industry Partnerships

- Contracted Slots – discussed implementation, criteria for implementation and measurable outcomes/goals to evaluate the process and concerns.
- Child Care Industry Partnerships
- Local Match – discussed potential local match partner opportunities
- Strategic Vision for Quality – aligning activities with Texas Rising Star criteria

III. Assignments and Next Steps

- Focus child care discussions to tie to workforce
- Criteria for contracted slots
- Local match criteria and description

Meeting adjourned at 2:30 p.m.

Consent Item – A
Review and Approval of Meeting Minutes January 20, 2021

Directors Present	Directors Present (cont'd)	Directors Absent
Rebecca Acuna	Magda Hernandez	Lewis Fulbright
J. Susie Upshaw Battie	Susan Hoff	Jason Oliver
Mollie F. Belt	Carter Holston, Treasurer	
Joanne Caruso	Stephanie Knight	
Alan Cohen	Dr. Joe May	
Richard Collins	Ken Malcolmson	
Cristina Criado	Kerry McGeath	
Holly Crowder	Daniel Micciche	
Rolinda Duran	Bill O'Dwyer, Chair	
Kevin Faulkner	Michelle R. Thomas	
Bessie Gray	Ellen Torbert, Past Chair	
Shannon Gray		

MINUTES

Call To Order/Welcome

Chair Bill O'Dwyer called the Board of Directors' meeting to order at 7:32 a.m. and welcomed everyone in attendance. A quorum was present.

Public Comment – None

Declaration of Conflict of Interest –Chair Bill O'Dwyer asked for Board of Directors' Declaration of Conflict of Interest on any of the Action Items: Dr. Joe May, Dallas College, Dan Micciche, DISD, Rolinda Duran and Kevin Faulkner TWC and any state agency matters. Rebecca Acuna ChildCareGroup, Shannon Gray, Health and Human Services issues.

Closed Session with Attorney; Closed Meeting Pursuant to §551.071 Texas Open Meetings Act - None

Chairman's Comments

- Recognition of Outgoing Board Directors Gilbert Gerst and Terrence Richardson
- Introduction of New Board Directors J. Susie Upshaw Battie, American Federation of Teachers, Mollie F. Belt, and Joanne Caruso, Bessie Gray,

Chair Bill O'Dwyer thanked President Laurie Larrea and the Workforce Solutions Greater Dallas' staff for their continued work during the pandemic.

Action pursuant to Closed Session – None

Finance Committee Report January 13, 2021, 9:00 a.m.

Committee Members Attended:

Carter Holston, WFSDallas Board Treasurer and Committee Chair, Cristina Criado, Holly Crowder, Dan Micciche and Jason Oliver

Guests Attended: Kevin Smith, CPA, Partner and Danielle Shriver, CPA, Manager with Crowe LLP Accounting Firm

Staff Attended: Laurie Bouillion Larrea, President, Ashlee Verner, CFO and Rowena Ho, Accounting Manager

Meeting was called to order at 9:04 a.m. by the **Board Treasurer and Committee Chair, Carter Holston.**

I. Review and Adoption of 2020 Annual Audit Plan

Kevin Smith, Partner, Crowe LLP, and Danielle Shriver, Manager Crowe LLP, presented the 2020 audit plan to the Committee. The members asked a few questions regarding scope and timing. Members thanked our visitors.

II. Orientation of New Committee

Ashlee Verner, CFO, presented Finance Committee goals and agendas and an overview of the monthly reports presented in the board packages. Carter Holston described the Committee's responsibilities and the Treasurer's role.

The Chairman called for a vote on acceptance of the audit plan. The Committee voted unanimously to recommend the plan to the full board. Meeting concluded at 10:03 a.m.

It was recommended that the Board give authorization to accept the Finance Committee's recommendation to engage Crowe LLP as auditors for reporting Fiscal Year 2020.

Carter Holston made the motions to accept the Finance committee's recommendation to engage Crowe LLP as auditors for reporting Fiscal Year 2020. The motion passed with Ken Malcolmson seconding and one abstention – Rolinda Duran and Kevin Faulkner.

Consent Agenda

A. Review & Approval of October 21, 2020 minutes

B. Contracts and Purchases

Vendors' List

Staff issued new procurements (RFQs) for the availability of vendors' services (i.e., standard and specialty) for workforce system operations. Procurement remains open in efforts to continue to solicit vendors necessary for services. Staff evaluated responses to the RFQs and selected the vendors indicated below.

<u>Handyman</u> Handy Dan, The Handyman Dallas Mr. Handyman	<u>Office Supplies</u> Preferred Business Solutions
<u>Interpreting/Translation</u> Deaf Action Center Language Line Services Inc.	<u>Pest Control</u> Terminix International
<u>Lawn Care</u> JV Landscaping Services LLC	<u>Printing</u> Marfield Inc.
<u>Locksmith</u> Tackel's Keys	<u>Video Remote Interpreting</u> Deaf Action Center
<u>Mover</u> Premiere Install Movers LLC	

Not recommended due to high cost - AB Lawn & Landscaping Services, Inc. (Lawn Care), American Language Technology Inc. (Interpreting/Translation)

It was recommended that the Board approve ratification of the above presented vendors for a 12-month period on the Vendors' list to provide services, on an as-needed basis, at fixed pricing effective January 1, 2021 through December 31, 2021, with renewal up to four years, pending satisfaction with service, pricing and availability of fund.

C. Endorsement of External Grants

New Grants are highlighted below. The remainder of the grants were presented last month and awaiting decision.

Funding Source	Status	Summary
NEW Texas Workforce Commission Self-Sufficiency Fund		WFSDallas offers support to Rebirth Empowerment Education to support their Self-Sufficiency application to offer training to 40 TANF/SNAP recipients in construction trades with a budget of \$84,000.
NEW Department of Labor - YouthBuild		WFSDallas offers support to Rebirth Empowerment Education will train 40 youth working with Dallas College, and Gulf Coast Carpenter and Millwrights Training Trust Fund for training construction and green building techniques requesting \$800,000.
NEW Department of Labor – YouthBuild		WFSDallas offers support to Ready to Work to train 84-90 youth over a two year grant period with a budget of \$1.1-\$1.5M focusing on the southern sector of Dallas County and training in construction.
NEW Department of Labor – H1B		WFSDallas offered support for the Institute for American Apprenticeships Information Technology Skills United Partnership, a strategic and comprehensive nationwide initiative preparing our region's workforce for middle to high skill IT, software and cybersecurity careers.
NEW Department of Labor – H1B		WFSDallas offered support to On the Road Lending in their Application for the partnership focusing on Building the Transportation Workforce of the Future.
NEW Department of Labor – H1B		WFSDallas offered support to PerScholas. The grant will enhance the IT skills of the unemployed and underemployed. This grant will address the skills gaps in IT and provide work based learning with high paying jobs and credentials in the occupation of cloud computing, cyber security and IT network support.
NEW Department of Labor – H1B		Dallas College partnered with WFSDallas to offer career pathways training to reach the middle to high skilled workforce. This proposed project will offer an innovative job pipeline and "learn and earn" model to address skill gaps in IT, transportation and advanced manufacturing.
NEW Department of Labor – H1B		WFSDallas offered support to Jobs for the Future proposal to DOL to focus on efforts in South Dallas to implement a collaborative community project, including business, education institutions and nonprofit social enterprises together to prepare individuals for jobs in transportation, advanced manufacturing, digital technology, building construction & trade, and business.
NEW Department of Housing & Urban Development		WFSDallas offered support to Dallas Housing Authority's quest to become a Moving To Work agency and a participant in HUD's Rent Reform demonstration project.

It was recommended that the Board give authorization to approve grant applications as presented.

Carter Holston made the motion to accept the above Consent Agenda recommendations. The motion passed with Ellen Torbert seconding. Abstentions as noted above.

Means, Ends and Expectations

A. Financial Analysis - Ashlee Verner, CPA, Chief Financial Officer –

Ms. Verner reference pages 13 and 14 of the board packet and continued with briefing the directors on the TANF or Temporary Assistance for Needy Families Employment and Training grant and expenditures, WIOA grant and expenditures which covers WIOA Youth Program, Adult Program, Dislocated Worker Program Alternative Funding for Statewide Activity and Youth Job Skills.

Referring Page 15 of the board packet, Ms. Verner mentioned at the September 2020 Board Meeting, contracts and budgets were approved for FY2021 based upon prior year expenditure levels and grants that the Board had received at that time. Since then, the board has received additional grants, **and** funds from the previous program year were realized in carryover funding lines. Additionally, the board requested to obligate money related to the WIOA – Alternative Funding for Statewide Activities and Youth Job Skills grants on this page. Page 16 denotes additional grants in which funding will be requested to obligate today including the COVID-19 Disaster Recovery Dislocated Worker Grant, COVID-19 Response Statewide Funds, Reemployment Services and Eligibility Assessment, and Employment Services – specifically related to the budget line added for temporary workers during COVID-19. The board included lines for the supplemental nutrition assistance program, or SNAP. In addition, Page 17 shows that the board requested to contract additional funds in the TANF grant.

B. Performance Analysis

Richard Perez, Research Manager, referenced the Monthly Performance Report and noted on Pages 20-25 of the board packet and mentioned that WFSDallas was meeting all measures. Reemployment and Employer Engagement Measures – Claimant Reemployment within 10 weeks – TWC is currently evaluation the impact of the pandemic on performance for this measure and will update the data in a future MPR when the analysis is complete.

Mr. Perez mentioned the Average Number of Children Served Per Day –Combined and Number of EWC Children Served –stating that TWC took a number of actions to mitigate the impact of COVID-19 on child care providers and families and to ensure the availability of child care for working parents in Texas, especially essential workers. Because part of the impact of these actions was to raise costs temporarily to the point where many local Boards would not have enough money to meet there targets, they adjusted the BCY20 performance period to Mar 2019 to Feb 2020 to reflect how Boards were doing before COVID-19 and to ensure that no Board would be considered to have failed to meet BCY20 performance solely because of COVID-19.

In referencing Page 20 of the board packet Board, Contract Year 2020 Year End Report, Mr. Perez mentioned WIOA outcome measures stating COVID-19 had a significant impact on reportable performance on many measures the lag in the WIOA Exiter-based outcome measures was such that the measurement period concluded prior to COVID-19. The impact of COVID-19 will be seen in BCY21.

C. Employer Engagement & Economic Snapshot - Mario Castaneda, Research Analyst referenced Pages 27 and 28 of the board packet and continued briefing the board on Dallas County's Unemployment rate as of November 2020 which was 7.7% which is up 1.1 percentage points from October 2020. The Texas rate is also up to 8.0% from 6.4% in October. Unemployment Insurance Claims in Dallas County's 338,082, March 1, 2020 – December 26, 2020.

Child Care Program Special Presentation – Reagan Miller, Director, Child Care & Early Learning Division, Texas Workforce Commission

Oversight & Contracts

A. Contracts and Agreements - Demetria Robinson, Executive Vice President referenced Pages 29 and 30 of the board packet.

Contracts and budgets were previously authorized by the Board for Fiscal Year 2021 based upon prior year expenditure levels and grants received at that time. The Board has since received additional grants and funds from the previous program year have been realized after an unprecedented year. As a result, staff requested amendments to the following existing FY2021 service provider contracts:

- 1. FY2021 Equus Workforce Solutions Contract (Workforce System Operations)** - provides management and operation of the eight workforce solutions offices in Dallas County. The additional funds in the amount of **\$5,473,053** consists of the following:

- \$400,000 in WIOA Adult;
- \$1,600,000 in WIOA Dislocated Worker;
- \$700,000 in Temporary Assistance For Needy Families/Choices (TANF);
- \$45,000 in Supplemental Nutrition Assistance Program Employment & Training (SNAP E&T);
- \$149,000 in Wagner Peyser Employment Services (TANF funds for Temporary Workers);
- \$550,000 in Reemployment Services and Eligibility Assessment (REA); and

The Board has secured additional dollars for special initiatives through private and state funding to be awarded to Equus as well:

- Jobs for the Future (JFF)-Prologis Rapid Skilling Initiative – \$45,000 for dedicated staff to recruit and enroll 800 learners to the Prologis Warehousing and Logistics curriculum platform by February 28, 2021. Equus staff will provide support and coaching to learners according to needs, engage sector employers to upskill current workers, and facilitate graduate placement.
- Retail Pays – \$62,000 for continued services to customers providing training scholarships for online skills training and credentialing program for the retail industry to assist employers with upskilling and retaining employees.
- TX34 – Disaster Recovery Dislocated Worker Grant – COVID-19 funds not to exceed the amount of \$1,172,161 to facilitate subsidized employment for 69 displaced workers inclusive of the cost for employer of record and pending negotiation of the worksites.
- Alternative Funding for Statewide Activity – \$521,499 to offer occupational skills training to at least 70 dislocated workers in healthcare, technology and construction (Patient Care Technician, Comptia A+ and N+ training (Entry level network support), NCCER certification in construction technology management in addition to the trainers available on the Statewide Eligible Training List).
- COVID-19 Response Statewide Funds – \$228,393 to provide lay-off aversion activities to dislocated workers to prevent the duration of unemployment resulting from lay-offs and minimize the negative impacts on workers, employer and communities.

The value of contract after this amendment will be \$21,029,724.

2. **FY2021 Equus Workforce Solutions Contract (Youth)** - provides management and operation to young adults ages 18-24 throughout Dallas County. The additional funds in the amount of **\$1,844,770** consists of the following:

- \$1,700,000 in WIOA Youth to increase services to additional disconnected youth providing training and job assistance leading to employment. The funds will allow for supportive services to assist customers needing additional help in completing training and entering the workforce.
- \$144,770 in Youth Job Skills initiative funds to provide short term occupational skills training to young adults leading to employment.

The value of contract after this amendment will be \$4,244,770.

3. **FY2021 Dallas College Contract (Youth)** - provides management and operation to young adults ages 18-24 throughout Dallas County. The additional funds in the amount of **\$1,000,000** in WIOA Youth to enhance staffing and to serve an additional 400 young adults offering transitional services including basic skills, job preparation and work readiness skills, in addition to occupational skills training opportunities to receive recognized credentials leading to job placement.

The value of contract after this amendment will be \$1,360,000.

It was recommended that the Board give authorization to amend the existing FY2021 contracts to **Equus Workforce Solutions** for workforce system operations and the youth system services; and **Dallas College** for youth system services as presented above.

Approval of Child Care Local Match Partners

Each year, Boards are required to secure match funds from local partners to receive federal funding for child care direct care services. The 2021 fiscal year total amount of local match required to access the federal child care funds is \$4,560,914. Staff has secured \$3,817,000 at this time and requests ratification of the agreements with each of the local match partners listed below. Our efforts continue to secure the remaining match amount of \$743,914 to meet our match requirement by January 31, 2021. The board will bring new partnership agreements and/or amendments to existing partners back for ratification in February. The table below represents the total amount of local match funds secured from the listed partners:

Local Match Partners	Local Amount	Federal Amount
Dallas ISD	\$1,000,000	\$2,000,000
Richardson ISD	\$1,000,000	\$2,000,000
Irving ISD	\$ 350,000	\$ 700,000
City of Mesquite	\$ 317,000	\$ 634,000
City of Dallas	\$ 450,000	\$ 900,000
Dallas College	\$ 700,000	\$1,400,000
Total	\$3,817,000	\$7,634,000

It was recommended that the Board approve ratification to accept the contribution for the Local Match agreements as specified above as part of the CCG FY2021 contract to provide direct care to eligible children.

Carter Holston made the motion to accept the above recommendations. The motion passed with Susan Hoff seconding.

Two abstentions: Dr. Joe May and Magda Hernandez

B. Oversight, Policy and Procurement - Connie Rash, Senior Vice President. Ms. Rash referenced Pages 25-28 of the Board packet.

2021 Procurement Advisory and Schedule

The Board will conduct multiple procurements in 2021, and there are rules for Board and WFSDallas staff communication through these processes. We will notify the board when each formal Bid package is published, but thought it might be helpful to cover the rules and the schedule early in the process. Bidders are also notified of these limitations in the formal procurement instructions, and most are very familiar with the process.

Example:

"This is an official notice that we are in active procurement, and to remind us of the rules governing conflict of interest or contact from prospective contractors/vendors. The information given to the prospective contractors is as follows:

"All Board Directors, officers, and staff of the Board are precluded from entertaining questions concerning the proposal or this procurement process outside the confines of the Bidders' Conference. Potential bidders, bidders and contractors are asked to respect these conditions by not making personal requests for assistance. No employee, member of a Board of Directors or other governing body, or representative of a bidder who submits a proposal under this RFP may have any contact outside of the formal review process with any employee of WFSDallas, or any member of the Board of Directors for purposes of discussing or lobbying on behalf of bidder's proposal. This contact includes written correspondence, telephone calls, personal meetings, email messages, or other kinds of personal contact. WFSDallas will reject proposals of those bidders who violate this condition."

When procurement is published, you will be directed to our online notification <https://www.wfsdallas.com/doing-business> Please feel free to share the link with interested parties, but no other contact is appropriate during active procurement.

The following procurement opportunities will be released in 2021:

Program Operation Services

Management and Operation of the WFSDallas American Job Center System
Texas Rising Star Assessor Services in Dallas, North Central and Tarrant Counties

Professional Services

Broker Services – Office Leasing, Health Insurance, Risk Management/Insurance Coverage
Audit and Tax Services
Technology Management Services

Vendor Services

Leasing of High Capacity Copiers
Electricity for two locations (Preston and Pleasant Grove Workforce Centers)
Records Management Storage
Janitorial Services

II. Portal Procurement for Paths for Texas (Governor's Project)

Presented at the October board meeting, staff conducted procurement for a commercial "off the shelf" software solution for a learning experience platform. The Board recommendation was to continue assessing bidder products and propose a selection as soon as it was completed. Staff has conducted reference checks and will begin interviews of the top three scoring bidders scoring 70 or above which include: Cornerstone OnDemand, Inc., Degreed, Inc., and EdCast, Inc.

With the Chair's permission, staff will accept volunteers from the Board to participate in the virtual interviews if available. A recommendation will be provided at the February meeting.

POLICY

I. Transfer Designation Request

WFSDallas requested a transfer designation from WIOA Dislocated Worker to WIOA Adult totaling \$600,000 to provide opportunity for both the unemployed and unskilled adult populations. These transfers are allowed under federal law and state policy.

II. Work Search

In late October, Ms. Larrea polled the board to reduce required job search for unemployed claimants. Considering the rising number of cases in Dallas County at that time, the Board agreed to eliminate job searches and set the mandatory number to zero. This has continued for the months of November, December, and January. The Texas Workforce Commission is considering resuming a minimum of three (3) job searches per week throughout Texas – provided local conditions and local wisdom agreed. Today, Dallas is still churning cases at nearly 3000 per day! The board's current status is RED "Stay Home, Stay Safe".

The Board's neighbors in North Central Texas will resume three (3) job searches as a minimum effective February 1. Tarrant County will take up the issue in February. WFSDallas staff is supportive of reinstating job searches for the month of February, effective January 30th to coincide with the claim week for additional benefits; however, the board was not sure the conditions for customers and staff would be safe for in-person services. Job Search can be done remotely and online training activity can count toward that criteria. Provided the Board continue to see a decrease in cases from the holiday surge, and continue to see the numbers increasing in vaccinations, it may be reasonable to provide services and resume job search. The Board will continue to monitor numbers and County directives until the meeting next week prior to action.

III. National Dislocated Worker Grant

WFSDallas will follow COVID-19 Operational Resource Guide, as updated by the Texas Workforce Commission and TEGL 12-19, National Dislocated Worker Grant Program Guidance. Funds from the WIOA National Dislocated Worker Grant (NDWG) assist affected individuals residing in the Dallas County workforce area affected by the COVID-19 pandemic response.

IV. Support Services

Needs Related Payments – add details for Needs Related Payments (NRP) to the existing support services policy following WIOA §134(d)(3). WIOA NRPs are allowable to support unemployed participants who engage in training. Unemployed persons who are ineligible or have ceased to qualify for unemployment compensation may apply and receive NRP's to facilitate their participation in training services). NRPs should be provided when it is determined that ongoing resources are insufficient to support participants in WIOA funded training. Unlike other support services, all participants must be enrolled in WIOA training as defined in section 134 (c)3.

V. WIOA Youth - Determining High Poverty Geographic Areas

A youth living in a high poverty area is automatically considered low-income. A high poverty area is defined as, "one census tract; a set of contiguous census tracts; native American Reservation tribal land or Native Alaskan Village or county that has a poverty rate of at least 25 percent...". WFSDallas will update WIOA youth policy for determining high poverty rates in accordance with State policy that includes an interactive US Census tool.

VI. WIOA Dislocated Worker – Unlikely to Return to Work

According to the WIOA Guidelines, unlikely to return to work is criteria for Dislocated Worker eligibility. WFSDallas will clarify the definition locally, as an individual who has sought employment for 10 weeks – since termination, layoff or receipt of notice of layoff, and has been unable to find employment in their prior industry or similar occupation due to economic conditions and/or skill limitations and in accordance with WIOA state policy. The refined definition is responsive to the current economic conditions, employer need for retrained workers, and the extensive reliance on technology in the workplace. It will assist us in returning dislocated workers to the workforce.

It was recommended that the Board give authorization to approve the transfer designation requested and above policies.

Carter Holston made the motion to approve the transfer designation request and the above policies. The motion passed with Dr. Joe May seconding.

Gerald Britt briefed the directors on WorkQuest.

President's Briefing

President Laurie Larrea briefed the directors on Road Trip Nation. No action at this time.

General Discussion/Other Business – None

Adjourn at 9:58 a.m.

Consent Agenda – Item B
Contracts & Purchases

I. Child Care Local Match

Each year, Boards are required to secure match funds from local partners to receive federal funding for child care direct care services. The 2021 fiscal year total amount of local match required to access the federal child care funds is \$4,560,914. Staff has secured an additional \$500,000 with Workforce Solutions of Tarrant County through a Memorandum of Understanding (MOU). This brings our total match amount to \$4,317,000 at this time. We are currently working with the City of Irving to secure the remaining match amount of \$244,000 to meet our match requirement. We will bring new partnership agreements and/or amendments to existing partners back for ratification in April.

RECOMMENDATION: Board ratification to accept the Memorandum of Understanding with Workforce Solutions of Tarrant County in the amount of \$500,000 and add the match contribution as part of the CCG FY2021 contract to provide direct care to eligible children.

II. Wilkinson Center (Youth Jobs Skills) Contract Amendment – Wilkinson Center has an existing contract to provide customized service delivery strategies specific to the Dallas community serving a minimum of 80 targeted youth who require education, training and career services that lead to economic self-sufficiency and opportunities for advancement. Wilkinson Center has requested a voluntarily de-obligation in the amount of \$100,000 after experiencing challenges during this pandemic to recruit and retain the targeted population for this project. Wilkinson Center will continue to serve existing customers and actively outreach customers to participate and obtain a credential to secure employment through the end of their contract period, August 31, 2021. The value of contract after this action is \$215,320.

RECOMMENDATION: Board authorization to amend Wilkinson Center’s Youth Job Skills existing contract as presented above.

III. Equus Workforce Solutions (Workforce System Operations) Contract Amendment – Equus has an existing contract to provide management and operations of our workforce system in Dallas County. The Board authorized an amendment to their existing contract last month adding additional special initiative funds the Board secured from Texas Workforce Commission (TWC). Since then, TWC has asked Boards to review their planned activities and expenditures levels to determine if funds would be fully expended. After further review and discussions with Equus, they have requested a voluntarily de-obligation from two of the projects as follows:

- \$228,393 in COVID-19 Response Statewide Funds; and
- \$120,000 in Wagner Peyser Employment Services (TANF funds for Temporary Workers).

Equus will continue providing services through their contract period, September 30, 2021. The value of contract after this action is \$20,751,331.

RECOMMENDATION: Board authorization to amend Equus Workforce Solutions (Workforce System Operations) existing FY2021 contract as presented above.

IV. Equus Workforce Solutions (Workforce System Operations) Contract Removal of High-Risk Status

In January 2019, the Board invoked Section 17 of the contract designating Equus Workforce Solutions (formerly ResCare Workforce Services) as a “high risk contractor” due to missing the Choices Full Work Rate – All Family contracted measure at year end in addition to consecutive months thereafter. In August 2020, Staff requested amendments to the FY2020 incentive matrix due to the pandemic and circumstances beyond our control, performance was interrupted, converted to virtual service, and state requirements for customers were waived (job search). TWC did not revise the Board’s performance for 2020, but continue to emphasize that February was our last “normal” month of measuring statewide systems. We commended Equus for exemplary service to customers, and their assistance in moving all services “home”. With respect to the circumstances, and TWC’s confirmation that incentive measures are a local matter, the Board authorized the following amendments to the incentive matrix:

- Remove **Claimant Reemployment within 10 weeks and Employer Workforce Assistance** due to lack of TWC data from the WorkInTexas system; and redistribute those risks to remaining measures;
- Amend the **cumulative period year-end date from September 2020 to February 2020**, for all measures and

- Noting the Contractor only had the opportunity to perform for five months on two 12- month cumulative measures, amend the definition of “met the target” from 95% to 90% for **Choices Full Work Rate – All Family; and Non-Custodial Parents;** and
- Amend the incentive target from within 5% to within 10% of target to earn 100% of the incentive percentage at risk for all performance measures.

As a result of the amendments, Equus met all measures. Staff is requesting the removal of the “high risk contractor” status at this time.

RECOMMENDATION: Board authorization to remove the “high risk contractor” status to the Equus Workforce Solutions (Workforce System Operations) contract based upon the information presented above.

Vendors’ List

Staff issued new procurements (RFQs) for the availability of vendors’ services (i.e., standard and specialty) for workforce system operations. Procurement remains open in efforts to continue to solicit vendors necessary for services. Staff evaluated responses to the RFQs and selected the vendors indicated below.

Electricians Service	Angiel Electrical Construction Corporation
Plumbing Service	New Generation Mechanical, LLC
HVAC Service	New Generation Mechanical, LLC
Office Supplies	Advantage Supply
Photography Service	James Edward Photography
Pest Control Service	Orkin, LLC
Mover Service	Darryl Flood Workplace Services, Inc.
Courier Service	Dallas Best Courier
Carpet Cleaning	Stanley Steemer Commercial

RECOMMENDATION: Board ratification of the above presented vendors for a 12-month period on the Vendors’ list to provide services, on an as-needed basis, at fixed pricing effective January 1, 2021 through December 31, 2021, with renewal up to four years, pending satisfaction with service, pricing and availability of funds.

Records Management Storage

Staff issued procurement for Records Management Storage and Services. Armstrong Archives LLC submitted a response. Staff evaluated and determined the bid was cost reasonable.

RECOMMENDATION: Board authorization of Armstrong Archives LLC for a 12-month period to provide records storage services, at fixed pricing effective April 1, 2021 through March 31, 2022, with renewal up to five years, pending satisfaction with service, pricing and availability of funds.

***Consent Agenda – Item C
Endorsement of External Grants***

New Grants are highlighted below. The remainder of the grants were presented last month and awaiting decision.

Funding Source	Status	Summary
NEW ChildCare Quality Funds (Gulf Coast and Golden Crescent WDBs)		WFSDallas offered reference letters in response to the Gulf Coast and Golden Crescent WDBs child care procurements for professional development in early childhood.
NEW Federal Highway Administration		WFSDallas offers support to the Texas Department of Transportation to apply for a Highway Construction Workforce Partnership Grant to create meaningful work for Opportunity Youth.
NEW Texas Workforce Commission – Dual Credit and Technical Education		WFSDallas supports Lancaster ISD’s Dual Credit and Technical Education for cybersecurity specialist, business analyst, and computer support specialist occupations.

Texas Workforce Commission Self-Sufficiency Fund		WFSDallas offers support to Rebirth Empowerment Education to support their Self-Sufficiency application to offer training to 40 TANF/SNAP recipients in construction trades with a budget of \$84,000.
Department of Labor - YouthBuild		WFSDallas offers support to Rebirth Empowerment Education will train 40 youth working with Dallas College, and Gulf Coast Carpenter and Millwrights Training Trust Fund for training construction and green building techniques requesting \$800,000.
Department of Labor – YouthBuild		WFSDallas offers support to Ready to Work to train 84-90 youth over a two year grant period with a budget of \$1.1-\$1.5M focusing on the southern sector of Dallas County and training in construction.
Department of Labor – H1B		WFSDallas offered support for the Institute for American Apprenticeships Information Technology Skills United Partnership, a strategic and comprehensive nationwide initiative preparing our region’s workforce for middle to high skill IT, software and cybersecurity careers.
Department of Labor – H1B		WFSDallas offered support to On the Road Lending in their Application for the partnership focusing on Building the Transportation Workforce of the Future.
Department of Labor – H1B		WFSDallas offered support to PerScholas. The grant will enhance the IT skills of the unemployed and underemployed. This grant will address the skills gaps in IT and provide work based learning with high paying jobs and credentials in the occupation of cloud computing, cyber security and IT network support.
Department of Labor – H1B One Workforce		Awarded \$10M to offer career pathways training to reach the middle to high skilled workforce. This proposed project will offer an innovative job pipeline and “learn and earn” model to address skill gaps in IT, transportation and advanced manufacturing.
Department of Labor – H1B		WFSDallas offered support to Jobs for the Future proposal to DOL to focus on efforts in South Dallas to implement a collaborative community project, including business, education institutions and nonprofit social enterprises together to prepare individuals for jobs in transportation, advanced manufacturing, digital technology, building construction & trade, and business.
Department of Housing & Urban Development		WFSDallas offered support to Dallas Housing Authority’s quest to become a Moving To Work agency and a participant in HUD’s Rent Reform demonstration project.
BCFS Health and Human Services		DFW Foster Youth program – offers services to 0-17 years of age, sibling groups, pregnant/parenting teens and youth at-risk.
Department of Labor Youth Apprenticeship Program		High Performance Insulation Professionals coordinating with North Texas Job Corps and online training to offer insulation training to employers.
TEA – Perkins Reserve Grant		WFSDallas will work with DCCCD, Region 10 ESC, and local employers to provide students in North Texas area school districts with high quality CTE pathways that align with workforce needs.
Texas Workforce Commission – Early Learning Program		Together4Children will offer child care staff retention strategies through adaptive leadership.
Resident Opportunities for Self Sufficiency		Dallas Housing Authority is seeking continued HUD funding for three service coordinators. The coordinators would serve all of the public housing units in DHA’s portfolio. WFSDallas would offer support through outreach and services to eligible families.
Texas Workforce Commission Family Child Care Networks		Education First Steps applied to the Texas Workforce Commission for Family Childcare Network funds to offer quality childcare to family child care centers. The quality services would include: mentoring, webinars, and professional development.

RECOMMENDATION: Board authorization to approve grant applications as presented.

Means, Ends, and Expectations Program Spotlight

December 2020 Grant Year-to-Date Expenditures

Child Care Services

● Remaining Budget ● Cumulative Expenditures


Child Care Services Formula Allocation (CCF) Program Year 2021 Grand Service Period October 1, 2020 – October 31, 2021

Child Care Local Match (CCM) Program Year 2021 Grant Service Period: October 1, 2020 – December 31, 2021



Texas Department of Family and Protective Services (DFPS) Child Care Program Year 2021

Grant Service Period: September 1, 2020 – August 31, 2021



The Child Care and Development Fund (CCDF), which funds CCF, CCM, and CCQ grants, is the primary federal funding source dedicated to providing subsidized child care payments directly to providers based on parent choice. CCDF is a dual purpose program with a two-generational impact. CCDF provides access to child care assistance to eligible families so they can work, attend school, or enroll in training to improve the well-being of their families. At the same time, it also promotes the healthy development and school success of children by providing them with higher-quality early learning experiences.

Means, Ends, and Expectations Program Spotlight

December 2020 Grant Year-to-Date Expenditures

Child Care Servies (Continued)

● Remaining Budget ● Cumulative Expenditures

Child Care Quality Improvement Activity Program Year 2021

Grand Service Period: October 1, 2020 – October 31, 2021

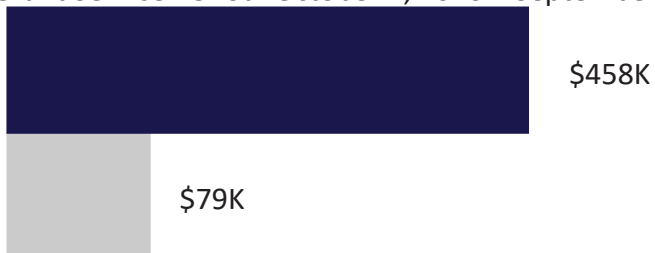


Child Care Quality (CCQ) Description

A portion of the Child Care and Development Fund (CCDF) dollars are set aside by Texas Workforce Commission to promote and enhance activities designed to improve quality of child care services. Quality services include the following: educating parents about the availability of quality child care to enhance children’s early learning; and providing support to early learning programs working to improve the quality of child care services by participating in Texas Rising Star, the quality rating and improvement system for Texas early childhood programs. Quality funds also include budget lines for Mentors and Assessors who assist with the carrying out of quality activities.

Child Care Attendance Automation Program Year 2021

Grant Service Period: October 1, 2020 – September, 2021



Child Care Attendance Automation Program Description

Texas Workforce Commission (TWC) provides resources to the Local Workforce Development Boards for the statewide implementation of a standardized Child Care Attendance Automation (CCAA) Service, or swipe card service. These are pass-through funds provided to Boards to pay TWC’s vendor (currently Conduent) for the managed network service to track attendance.

**MEANS, ENDS AND EXPECTATIONS
DETAIL EXPENDITURE REPORT
December, 2020**

Fund #	Contract Name	Contract #	End Date	Budget	Cumulative Expenses	% Expended	% Expected	* Obligations	Total Expenses + Obligations	% Expenses Obligations
5401-19	WIOA-YOUTH-PROGRAM	0619WOY001	6/30/2021	\$ 4,809,743.10	\$ 2,360,807.64	49.08%	75.00%	\$ 2,175,247.57	\$ 4,536,055.21	94.31%
	WIOA-YOUTH-ADMIN	0619WOY001	6/30/2021	\$ 534,415.90	\$ 204,338.24	38.24%	75.00%	\$ 204,338.24	\$ 204,338.24	38.24%
	TOTAL YOUTH			\$ 5,344,159.00	\$ 2,565,145.88	48.00%	75.00%	\$ 2,175,247.57	\$ 4,740,393.45	88.70%
5402-19	WIOA-ADULT-PROGRAM	0619WOA001	6/30/2021	\$ 4,773,321.00	\$ 4,086,790.96	85.62%	75.00%	\$ 677,830.75	\$ 4,764,621.71	99.82%
	WIOA-ADULT-ADMIN	0619WOA001	6/30/2021	\$ 530,369.00	\$ 435,691.77	82.15%	75.00%	\$ 435,691.77	\$ 435,691.77	82.15%
	TOTAL ADULT			\$ 5,303,690.00	\$ 4,522,482.73	85.27%	75.00%	\$ 677,830.75	\$ 5,200,313.48	98.05%
5403-19	WIOA-DISLOCATED -PROGRAM	0619WOD001	6/30/2021	\$ 4,209,140.70	\$ 3,164,075.07	75.17%	75.00%	\$1,045,024.41	\$ 4,209,099.48	100.00%
	WIOA-DISLOCATED-ADMIN	0619WOD001	6/30/2021	\$ 467,682.30	\$ 150,993.38	32.29%	75.00%	\$ 150,993.38	\$ 150,993.38	32.29%
	TOTAL DISLOCATED WORKER			\$ 4,676,823.00	\$ 3,315,068.45	70.88%	75.00%	\$ 1,045,024.41	\$ 4,360,092.86	93.23%
TOTALS				\$ 15,324,672.00	\$ 10,402,697.06	67.88%	75.00%	\$ 3,898,102.73	\$ 14,300,799.79	93.32%
5401-20	WIOA-YOUTH-PROGRAM	0620WOY002	6/30/2022	\$ 4,200,371.00		0.00%	25.00%	\$ 3,060,000.00	\$ 3,060,000.00	72.85%
	WIOA-YOUTH-ADMIN	0620WOY002	6/30/2022	\$ 466,707.00		0.00%	25.00%	\$ -	\$ -	0.00%
	TOTAL YOUTH			\$ 4,667,078.00	\$ -	0.00%	25.00%	\$ 3,060,000.00	\$ 3,060,000.00	65.57%
5402-20	WIOA-ADULT-PROGRAM	0620WOA001	6/30/2022	\$ 4,170,895.20	\$ 884,739.95	21.21%	25.00%	\$ 2,200,021.01	\$ 3,084,760.96	73.96%
	WIOA-ADULT-ADMIN	0620WOA001	6/30/2022	\$ 463,432.80	\$ 26,927.23	5.81%	25.00%	\$ 26,927.23	\$ 26,927.23	5.81%
	TOTAL ADULT			\$ 4,634,328.00	\$ 911,667.18	19.67%	25.00%	\$ 2,200,021.01	\$ 3,111,688.19	67.14%
5403-20	WIOA-DISLOCATED -PROGRAM	0620WOD001	6/30/2022	\$ 4,393,379.70	\$ 606,012.64	13.79%	25.00%	\$ 2,827,913.74	\$ 3,433,926.38	78.16%
	WIOA-DISLOCATED-ADMIN	0620WOD001	6/30/2022	\$ 488,153.30	\$ 9,272.96	1.90%	25.00%	\$ 9,272.96	\$ 9,272.96	1.90%
	TOTAL DISLOCATED WORKER			\$ 4,881,533.00	\$ 615,285.60	12.60%	25.00%	\$ 2,827,913.74	\$ 3,443,199.34	70.54%
5416-20	WIOA-Rapid Response	0620WOR001	6/30/2021	\$ 58,210.00	\$ 1,329.04	2.28%	50.00%	\$ 56,880.96	\$ 58,210.00	100.00%
5406-19	WIOA - Alternative Funding for Statewide Activity	0619WAF001	8/31/2021	\$ 579,443.00	\$ -	0.00%	68.00%	\$ 521,499.00	\$ 521,499.00	90.00%
5408-19	WOS - Youth Job Skills	0619WOS002	8/31/2021	\$ 512,000.00	\$ 17,021.70	3.32%	64.00%	\$ 444,683.83	\$ 461,705.53	90.18%
5221-20	Performance Incentive Award - Foster Youth	0620PAF001	12/31/2020	\$ 30,000.00	\$ 17,317.26	57.72%	100.00%	\$ -	\$ 17,317.26	57.72%
TOTALS				\$ 15,362,592.00	\$ 1,562,620.78	10.17%	25.00%	\$ 9,110,998.54	\$ 10,673,619.32	69.48%

**MEANS, ENDS AND EXPECTATIONS
MONTHLY EXPENDITURE REPORT
December, 2020**

Fund #	Contract Name	Contract #	End Date	Budget	Cumulative Expenses	% Expended	% Expected	* Obligations	Total Expenses + Obligations	% Expenses Obligations
WORKFORCE INNOVATION AND OPPORTUNITY ACT										
	WIOA FORMULA FUNDS	0619 WIOA FUNDS	6/30/2019	\$ 15,324,672.00	\$ 10,402,697.06	67.88%	75.00%	\$ 3,898,102.73	\$ 14,300,799.79	93.32%
	WIOA FORMULA FUNDS	0620 WIOA FUNDS	6/30/2021	\$ 15,362,592.00	\$ 1,562,620.78	10.17%	25.00%	\$ 9,110,998.54	\$ 10,673,619.32	69.48%
5405-20	Disaster Recovery DW - COVID-19	0620NDW001	3/31/2022	\$ 1,314,851.00	\$ -	0.00%	34.78%	\$ 1,172,161.00	\$ 1,172,161.00	89.15%
5409-20	COVID-19 Response Statewide Funds	0620COV001	6/30/2021	\$ 585,536.00	\$ 40,389.05	6.90%	50.00%	\$ 310,294.92	\$ 350,683.97	59.89%
7211-21	Resource Administration	0621RAG001	9/30/2021	\$ 7,467.00	\$ 1,133.39	15.18%	25.00%	\$ -	\$ 1,133.39	15.18%
6229-20	Trade Act Services	0620TRA001	12/31/2020	\$ 478,716.00	\$ 478,716.00	100.00%	N/A	\$ -	\$ 478,716.00	100.00%
6229-21	Trade Act Services	0621TRA001	12/31/2020	\$ 475,116.00	\$ 69,275.02	14.58%	N/A	\$ 49,194.45	\$ 118,469.47	24.93%
6239-20	Reemployment Services and Eligibility Assessment	0620REA001	12/31/2020	\$ 1,261,021.00	\$ 892,968.39	70.81%	100.00%	\$ 313,684.14	\$ 1,206,652.53	95.69%
6239-21	Reemployment Services and Eligibility Assessment	0621REA001	12/31/2021	\$ 801,728.00	\$ -	0.00%	20.00%	\$ 550,000.00	\$ 550,000.00	68.60%
WIOA TOTALS	Totals			\$ 35,611,699.00	\$ 13,447,799.69	37.76%		\$ 15,404,435.78	\$ 28,852,235.47	81.02%
WAGNER-PEYSER EMPLOYMENT SERVICE										
6223-20	Employment Services	0620WPA001	6/30/2021	1,350,290.00	\$ 898,168.50	66.52%	75.00%	\$ 209,831.90	\$ 1,108,000.40	82.06%
6223-21	Employment Services	0621WPA001	12/31/2021	1,003,115.00	\$ -	0.00%	20.00%	\$ 104,487.40	\$ 104,487.40	10.42%
6228-20	PATHS	0620WPB001	11/30/2021	\$ 250,000.00	\$ -	0.00%	54.17%	\$ -	\$ -	0.00%
6225-20	WCI- Red, White, and You	0620WCI001	12/31/2020	\$ 51,200.00	\$ 31,115.40	60.77%	100.00%	\$ -	\$ 31,115.40	60.77%
6225-20	WCI- Child Care Conference	0620WCI001	12/31/2020	\$ 1,623.00	\$ -	0.00%	100.00%	\$ -	\$ -	0.00%
6225-20	WCI- TVLP Operating Grant Activities	0620WCI001	12/31/2020	\$ 9,013.00	\$ 9,013.00	100.00%	100.00%	\$ -	\$ 9,013.00	100.00%
6225-20	WCI- Foster Care Youth Conference	0620WCI001	12/31/2020	\$ 739.00	\$ -	0.00%	100.00%	\$ -	\$ -	0.00%
6225-20	WCI- Careers in TX Industry Week/Youth Career Fairs	0620WCI001	12/31/2020	\$ 50,000.00	\$ 50,000.00	100.00%	100.00%	\$ -	\$ 50,000.00	100.00%
6225-21	WCI- Red, White, and You	0621WCI001	9/30/2021	\$ 10,500.00	\$ -	0.00%	25.00%	\$ -	\$ -	0.00%
6225-21	WCI- TVLP Operating Grant Activities	0621WCI001	9/30/2021	\$ 9,013.00	\$ 2,253.24	25.00%	25.00%	\$ -	\$ 2,253.24	25.00%
6225-21	WCI- Foster Care Youth Conference	0621WCI001	9/30/2021	\$ 739.00	\$ -	0.00%	25.00%	\$ -	\$ -	0.00%
6225-21	WCI- Careers in TX Industry Week/Youth Career Fairs	0621WCI001	9/30/2021	\$ 25,000.00	\$ -	0.00%	25.00%	\$ -	\$ -	0.00%
6225-22	WCI - Retail Data Analysis Study	0621WCI001	9/30/2021	\$ 2,000.00	\$ -	0.00%	25.00%	\$ -	\$ -	0.00%
E.S.TOTALS	Totals			\$ 2,763,232.00	\$ 990,550.14	35.85%		\$ 314,319.30	\$ 1,304,869.44	47.22%
FOOD STAMP EMPLOYMENT AND TRAINING										
2266-21	Suppl. Nutrition Assistance Program	0621SNE001	9/30/2021	\$ 1,172,609.00	\$ 187,939.00	16.03%	25.00%	\$ 627,828.18	\$ 815,767.18	69.57%
2268-21	Suppl. Nutrition Assistance Program	0621SNE003	9/30/2021	\$ 800,000.00	\$ 124,719.02	15.59%	25.00%	\$ 536,809.41	\$ 661,528.43	82.69%
SNAP TOTALS	Totals			\$ 1,972,609.00	\$ 312,658.02	15.85%		\$ 1,164,637.59	\$ 1,477,295.61	74.89%
TEMPORARY ASSISTANCE FOR NEED FAMILIES										

**MEANS, ENDS AND EXPECTATIONS
MONTHLY EXPENDITURE REPORT
December, 2020**

Fund #	Contract Name	Contract #	End Date	Budget	Cumulative Expenses	% Expended	% Expected	* Obligations	Total Expenses + Obligations	% Expenses Obligations
2243-21	Noncustodial Parent Choices Program	0621NCP001	9/30/2021	\$ 455,220.00	\$ 80,205.77	17.62%	25.00%	\$ 279,166.80	\$ 359,372.57	78.94%
2245-21	Temporary Assistance for Needy Families	0621TAF001	10/31/2021	\$ 8,937,062.00	\$ 987,453.00	11.05%	23.08%	\$ 5,944,713.35	\$ 6,932,166.35	77.57%
TANF -TOTALS	Totals			\$ 9,392,282.00	\$ 1,067,658.77	11.37%		\$ 6,223,880.15	\$ 7,291,538.92	77.63%
CHILD CARE SERVICES										
1275-20	CCF CCMS CHILD CARE	0620CCF001	10/31/2020	\$ 122,323,787.00	\$ 106,463,152.64	87.03%	100.00%	\$ -	\$ 106,463,152.64	87.03%
1275-21	CCF CCMS CHILD CARE	0621CCF002	12/31/2021	\$ 81,740,432.00	\$ 9,183,388.95	11.23%	20.00%	\$ 65,885,471.35	\$ 75,068,860.30	91.84%
1276-20	CHILD CARE ATTENDANCE AUTOMATION	0620CAA001	11/30/2020	\$ 457,667.00	\$ 444,828.75	97.19%	100.00%	\$ -	\$ 444,828.75	97.19%
1276-21	CHILD CARE ATTENDANCE AUTOMATION	0621CAA001	11/30/2021	\$ 457,667.00	\$ 79,098.91	17.28%	25.00%	\$ 378,568.09	\$ 457,667.00	100.00%
1271-20	CCM CCMS LOCAL INITIATIVE	0620CCM001	12/31/2020	\$ 9,084,068.00	\$ 9,084,068.00	100.00%	100.00%	\$ -	\$ 9,084,068.00	100.00%
1271-21	CGM CCMS LOCAL INITIATIVE	0621CCM001	12/31/2021	\$ 9,121,828.00	\$ -	0.00%	20.00%	\$ 7,634,000.00	\$ 7,634,000.00	83.69%
1272-20	CHILD CARE DFPS	0620CCP001	8/31/2020	\$ 5,417,400.00	\$ 4,264,679.67	78.72%	100.00%	\$ -	\$ 4,264,679.67	78.72%
1272-21	CHILD CARE DFPS	0621CCP001	8/31/2021	\$ 5,389,000.00	\$ 1,103,683.89	20.48%	33.33%	\$ -	\$ 1,103,683.89	20.48%
1274-20	CHILD CARE QUALITY	0620CCQ001	12/31/2020	\$ 2,641,236.00	\$ 2,641,236.00	100.00%	100.00%	\$ -	\$ 2,641,236.00	100.00%
1274-21	CHILD CARE QUALITY	0621CCQ001	10/31/2021	\$ 2,512,110.00	\$ 141,961.61	5.65%	23.08%	\$ 1,962,555.50	\$ 2,104,517.11	83.77%
7215-20	Texas Rising Star Child Care Award	0620BSA001	12/31/2020	\$ 75,000.00	\$ 75,000.00	100.00%	100.00%	\$ -	\$ 75,000.00	100.00%
CHILD CARE -TOTALS	Totals			\$ 239,220,195.00	\$ 133,481,098.42	55.80%		\$ 75,860,594.94	\$ 209,341,693.36	87.51%
STATE OF TEXAS										
7230-19	Adult Education and Literacy	0618ALAB00	6/30/2021	\$ 7,672,441.00	\$ 7,672,441.00	100.00%	100.00%	\$ -	\$ 7,672,441.00	100.00%
7230-20	Adult Education and Literacy	0618ALAC00	6/30/2021	\$ 7,666,056.00	\$ 2,654,341.39	34.62%	50.00%	\$ 3,560,257.56	\$ 6,214,598.95	81.07%
7234-20	AEL - Workforce Integration Initiative	0620AEL001	6/30/2021	\$ 182,835.00	\$ 36,220.31	19.81%	53.85%	\$ 138,037.53	\$ 174,257.84	95.31%
	Totals			\$ 15,521,332.00	\$ 10,363,002.70	66.77%		\$ 3,698,295.09	\$ 14,061,297.79	90.59%
GRAND TOTALS				\$ 304,481,349.00	\$ 159,662,767.74	52.44%		\$ 102,666,162.85	\$ 262,328,930.59	86.16%
STATE OF TEXAS - Contracts										
7352-21	Summer Earn and Learn	3021VRS059	1/31/2022	\$ 670,617.65	\$ -	0.00%	0.00%	\$ -	\$ -	0.00%
7353-20	Student Hireability Navigator	3018VRS135-YR 2	8/31/2021	\$ 200,000.00	\$ 49,277.05	24.64%	33.33%	\$ 31,773.82	\$ 81,050.87	40.53%
7354-18	Wage Services for Paid Work Experience	3018VRS173	8/31/2021	\$ 450,000.00	\$ 157,275.06	34.95%	78.57%	\$ 34,945.49	\$ 192,220.55	42.72%
7500-21	Infrastructure Support Services and Shared Cost	0619COL000	8/31/2021	\$ 801,811.56	\$ 236,585.75	29.51%	33.33%	\$ -	\$ 236,585.75	29.51%
	Totals			\$ 2,122,429.21	\$ 443,137.86	20.88%		\$ 66,719.31	\$ 509,857.17	24.02%

**MEANS, ENDS AND EXPECTATIONS
MONTHLY EXPENDITURE REPORT
December, 2020**

Fund #	Contract Name	Contract #	End Date	Budget	Cumulative Expenses	% Expended	% Expected	* Obligations	Total Expenses + Obligations	% Expenses Obligations
PRIVATE										
7246-21	Texas Veterans Commission	TVC	9/30/2021	\$ 169,030.00	\$ 23,495.34	13.90%	25.00%	\$ -	\$ 23,495.34	13.90%
8515-18	100K Opportunities Initiative	Philanthropic Trust	3/31/2021	\$ 250,000.00	\$ 54,280.18	21.71%	86.67%	\$ 50,822.74	\$ 105,102.92	42.04%
8525-18	Retail Pipeline Project (Retail Pays)	Walmart Foundation	12/1/2021	\$ 1,771,576.00	\$ 1,362,100.32	76.89%	63.64%	\$ 229,431.88	\$ 1,591,532.20	89.84%
8535-19	Walmart Statewide - PATHS	Walmart Foundation	5/16/2023	\$ 5,454,750.00	\$ 1,992,770.20	36.53%	79.17%	\$ 1,813,405.00	\$ 3,806,175.20	69.78%
8603-20	Jobs for the Future	Jobs for the Future, Inc.	12/31/2021	\$ 100,000.00	\$ 7,166.82	7.17%	25.00%	\$ -	\$ 7,166.82	7.17%
8604-20	Jobs for the Future - Prologis Rapid Skilling Initiative	Jobs for the Future, Inc.	2/28/2021	\$ 50,000.00	\$ -	0.00%	33.33%	\$ 45,000.00	\$ 45,000.00	90.00%
	Totals			\$ 7,795,356.00	\$ 3,439,812.86	44.13%		\$ 2,138,659.62	\$ 5,578,472.48	71.56%
External Child Care Assistance Funding										
1283-20	Dallas County Emergency Childcare Assistance (CARES) program - \$400,000 (Micro grants, \$3,000)		12/30/2020	\$ 400,000.00	\$ 276,000.00	69.00%	100.00%	\$ -	\$ 276,000.00	69.00%
1284-20	City of Irving Emergency Childcare Assistance (CARES) program - \$500,000 (Micro grants, \$5,000)	Res-2020-254	12/30/2020	\$ 500,000.00	\$ 250,000.00	50.00%	100.00%	\$ -	\$ 250,000.00	50.00%
1285-20	City of Irving Subsidized Childcae Payments for 90 days to Assist Parents who return to work (CARES) program - \$750,000			\$ 750,000.00	\$ 132,323.66	17.64%		\$ -	\$ 132,323.66	17.64%
1286-20	City of Dallas Childcare Assistance CARES program - \$680,000 (Micro grants, \$5,000)	OCC-2020-00014130	12/30/2020	\$ 680,000.00	\$ 70,000.00	10.29%	100.00%	\$ -	\$ 70,000.00	10.29%
8600-20	North TX CARES (Dallas Foundation's COVID-19 Relief Fund)- \$20,000 (Micro grants, \$3,000)	#20200602		\$ 20,000.00	\$ 20,000.00	100.00%	100.00%	\$ -	\$ 20,000.00	100.00%
8601-20	North TX CARES (Dallas Foundation's COVID-19 Relief Fund)- \$16,667 (Micro grants, \$3,000)	#20200737		\$ 16,667.00	\$ 16,667.00	100.00%	100.00%	\$ -	\$ 16,667.00	100.00%
				\$ 2,366,667.00	\$ 764,990.66	32.32%		\$ -	\$ 764,990.66	32.32%

Workforce Solutions Greater Dallas
 Statements of Financial Position (Unaudited)
 December 31, 2020 and December 31, 2019

	12/31/2020	12/31/2019
	(Unaudited)	(Audited)
Assets		
Cash	\$ 7,466,528	9,482,075
Grants receivable	10,962,861	9,996,149
Advances and other receivables	51,660	65,334
Prepaid expenses	233,510	391,543
Equipment, net	4,445	4,445
Total assets	<u>\$ 18,719,004</u>	<u>19,939,546</u>
Liabilities and net assets		
Accounts payable and accrued liabilities	\$ 14,559,361	16,026,925
Employee benefits payable	155,097	190,420
Deferred revenue	2,360,864	2,084,864
Total liabilities	<u>17,075,322</u>	<u>18,302,209</u>
Net assets		
Without donor restrictions	1,038,488	714,475
With donor restrictions	605,194	922,862
Total net assets	<u>1,643,682</u>	<u>1,637,337</u>
Total liabilities and net assets	<u>\$ 18,719,004</u>	<u>19,939,546</u>

Workforce Solutions Greater Dallas
 Statements of Activities (Unaudited)
 Period ended December 31, 2020 and December 31, 2019

	<u>12/31/2020 (Unaudited)</u>			<u>12/31/2019 (Audited)</u>		
	Without Donor Restrictions	With Donor Restrictions	Total	Without Donor Restrictions	With Donor Restrictions	Total
Revenues and other support						
Revenues from grants and contracts	149,514,446	—	149,514,446	133,762,278	—	133,762,278
Other	37,449		37,449	249,767		249,767
Dividends & interest	6,345		6,345	15,189		15,189
Net assets released from restrictions	317,668	(317,668)	—	481,568	(481,568)	—
Total revenues and other support	<u>149,875,908</u>	<u>(317,668)</u>	<u>149,558,240</u>	<u>134,508,802</u>	<u>(481,568)</u>	<u>134,027,234</u>
Expenses						
Direct program services	146,505,439		146,505,439	130,970,422		130,970,422
Administration	3,046,456		3,046,456	3,302,979		3,302,979
Total expenses	<u>149,551,895</u>	<u>—</u>	<u>149,551,895</u>	<u>134,273,401</u>	<u>—</u>	<u>134,273,401</u>
Change in net assets	324,013	(317,668)	6,345	235,401	(481,568)	(246,167)
Net assets, beginning of year	714,475	922,862	1,637,337	479,074	1,404,430	1,883,504
Net assets, end of year	<u>\$ 1,038,488</u>	<u>\$ 605,194</u>	<u>\$ 1,643,682</u>	<u>\$ 714,475</u>	<u>\$ 922,862</u>	<u>\$ 1,637,337</u>

BOARD SUMMARY REPORT - CONTRACTED MEASURES

Year-to-Date Performance Periods*

BOARD NAME: **DALLAS**

FINAL RELEASE
As Originally Published 2/10/2021
DECEMBER 2020 REPORT

Status Summary		With Positive Performance (+P):	Meeting Performance (MP):	With Negative Performance (-P):	% +P & MP											
Contracted Measures		3	8	1	91.67%											
Source	Measure	Status	% Current Target	Current Target	EOY Target	Current Perf.	Prior Year End	2 Years Ago YE	YTD Num	YTD Den	QTR 1	QTR 2	QTR 3	QTR 4	From	To
Notes																

Reemployment and Employer Engagement Measures

Source	Measure	Status	% Current Target	Current Target	EOY Target	Current Perf.	Prior Year End	2 Years Ago YE	YTD Num	YTD Den	QTR 1	QTR 2	QTR 3	QTR 4	From	To
1	Claimant Reemployment within 10 Weeks	---	----	----	----	n/a	59.22%	58.78%	31	33	n/a				7/20	9/20
2,3	# of Employers Receiving Workforce Assistance	---	----	----	----	4,534	9,413	14,170	----	----	4,534				10/20	12/20

- During the period in which work search was suspended, this measure was no longer meaningfully reportable. However, with the reimplementation of work search, we anticipate the measure to become reportable again later this year.
- Though the Texas Workforce System has remained open to the public throughout the COVID-19 pandemic offering services remotely, whether due to lockdowns, general health concerns, or business interruptions, demand for employer services was generally since March 2020 making current data largely incomparable to prior periods.
- Because of the impact of COVID-19 on demand for services, we adjusted the BCY20 performance period to Mar 2019 to Feb 2020 to reflect how Boards were doing before COVID-19 and to ensure that no Board would be considered to have failed to meet BCY20 performance solely because of COVID-19.

Program Participation Measures

Source	Measure	Status	% Current Target	Current Target	EOY Target	Current Perf.	Prior Year End	2 Years Ago YE	YTD Num	YTD Den	QTR 1	QTR 2	QTR 3	QTR 4	From	To
	Choices Full Work Rate - All Family Total	---	----	----	----	13.54%	31.58%	50.27%	55	409	13.54%				10/20	12/20
TWC 4	Avg # Children Served Per Day - Combined	-P	86.73%	13,584	13,584	11,782	15,606	14,642	777,585	66	11,782				10/20	12/20

- TWC took a number of actions to mitigate the impact of COVID-19 on child care providers and families and to ensure the availability of child care for working parents in Texas. Some of these actions resulted in a increased costs of care. In addition, many families suspended care during the summer. The system began ramping enrollment back up but has not yet reached the level of enrollment expected because it takes several months to accomplish this.

WIOA Outcome Measures

Source	Measure	Status	% Current Target	Current Target	EOY Target	Current Perf.	Prior Year End	2 Years Ago YE	YTD Num	YTD Den	QTR 1	QTR 2	QTR 3	QTR 4	From	To
LBB-K 5	Employed/Enrolled Q2 Post Exit – C&T Participants	n/a	n/a	n/a	n/a	62.52%	69.97%	70.30%	9,878	15,799	67.19%	55.04%			7/19	12/19
LBB-K 6	Employed/Enrolled Q2-Q4 Post Exit – C&T Participants	n/a	n/a	n/a	n/a	81.63%	85.32%	84.86%	16,790	20,569	85.15%	78.14%			1/19	6/19
TWC	Median Earnings Q2 Post Exit – C&T Participants	n/a	n/a	n/a	n/a	\$5,654.09	\$5,965.83	\$5,497.44	n/a	9,363	\$5,704.04	\$5,554.40			7/19	12/19
LBB-K 7	Credential Rate – C&T Participants	n/a	n/a	n/a	n/a	78.18%	79.00%	74.63%	344	440	80.44%	75.81%			1/19	6/19
DOL-C	Employed Q2 Post Exit – Adult (DOL)	MP	91.01%	71.20%	71.20%	64.80%	72.10%	72.10%	204	315	66.50%	61.80%			7/19	12/19
DOL-C	Employed Q4 Post Exit – Adult (DOL)	MP	97.84%	69.30%	69.30%	67.80%	71.80%	69.20%	173	255	68.10%	67.80%			1/19	6/19
DOL-C	Median Earnings Q2 Post Exit – Adult (DOL)	+P	115.94%	\$5,800.00	\$5,800.00	\$6,724.75	\$6,367.00	\$6,241.96	n/a	204	\$6,775.79	\$6,016.79			7/19	12/19
DOL-C	Credential Rate – Adult (DOL)	MP	97.61%	75.30%	75.30%	73.50%	81.00%	63.50%	133	181	74.70%	72.50%			1/19	6/19
DOL-C	Employed Q2 Post Exit – DW (DOL)	MP	92.33%	79.50%	79.50%	73.40%	83.60%	84.50%	124	169	74.80%	71.40%			7/19	12/19

Note: In some cases historic data not available at time of original publication (such as when a new measure is created) has been added to the MPR retroactively to allow trend analysis.

BOARD SUMMARY REPORT - CONTRACTED MEASURES

Year-to-Date Performance Periods*

BOARD NAME: **DALLAS**

FINAL RELEASE
As Originally Published 2/10/2021
DECEMBER 2020 REPORT

Source	Measure	Status	% Current Target	Current Target	EOY Target	Current Perf.	Prior Year End	2 Years Ago YE	YTD Num	YTD Den	QTR 1	QTR 2	QTR 3	QTR 4	From	To
Notes																

WIOA Outcome Measures

DOL-C	Employed Q4 Post Exit – DW (DOL)	MP	106.11%	78.50%	78.50%	83.30%	82.70%	84.50%	175 210	85.50%	79.70%			1/19	6/19
DOL-C	Median Earnings Q2 Post Exit – DW (DOL)	MP	107.20%	\$8,600.00	\$8,600.00	\$9,219.25	\$9,467.90	\$8,791.68	n/a 124	\$8,493.74	\$11,378.45			7/19	12/19
DOL-C	Credential Rate – DW (DOL)	MP	106.67%	73.50%	73.50%	78.40%	75.90%	79.50%	116 148	82.50%	70.60%			1/19	6/19
DOL-C	Employed/Enrolled Q2 Post Exit – Youth (DOL)	MP	95.54%	69.50%	69.50%	66.40%	70.40%	72.50%	259 390	69.80%	63.30%			7/19	12/19
DOL-C	Employed/Enrolled Q4 Post Exit – Youth (DOL)	+P	114.89%	65.80%	65.80%	75.60%	79.70%	78.30%	239 316	77.50%	74.10%			1/19	6/19
DOL-C	Credential Rate – Youth (DOL)	+P	122.78%	51.80%	51.80%	63.60%	60.10%	43.30%	84 132	60.90%	66.70%			1/19	6/19

5. TWC has not formally set targets on this measure yet but has traditionally used statewide numbers such as those in the agency's Legislative Appropriations Request as the Board target. For BCY21, this would be 65.6%.
6. TWC has not formally set targets on this measure yet but has traditionally used statewide numbers such as those in the agency's Legislative Appropriations Request as the Board target. For BCY21, this would be 81.7%.
7. TWC has not formally set targets on this measure yet but has traditionally used statewide numbers such as those in the agency's Legislative Appropriations Request as the Board target. For BCY21, this would be 69.4%.

Note: In some cases historic data not available at time of original publication (such as when a new measure is created) has been added to the MPR retroactively to allow trend analysis.

AT-A-GLANCE COMPARISON - BOARD CONTRACTED MEASURES

FINAL RELEASE

Percent of Target (Year-to-Date Performance Periods)

As Originally Published 2/10/2021

DECEMBER 2020 REPORT

Green = +P White = MP Yellow = MP but At Risk Red = -P

Board	Reemployment and Employer Engagement		Participation		WIOA Outcome Measures															Total Measures			
			Choices Full Work Rate-All Family Total	Avg # Children Svd Per Day-Combined	C&T Participants				Adult				DW				Youth			+P	MP	-P	% MP & +P
	Empl/ Enrolled Q2 Post-Exit	Empl/ Enrolled Q2-Q4 Post-Exit			Median Earnings Q2 Post-Exit	Credentia Rate	Employ- ed Q2 Post-Exit	Employ- ed Q4 Post-Exit	Median Earnings Q2 Post-Exit	Credentia Rate	Employ- ed Q2 Post-Exit	Employ- ed Q4 Post-Exit	Median Earnings Q2 Post-Exit	Credentia Rate	Empl/ Enrolled Q2 Post-Exit	Empl/ Enrolled Q4 Post-Exit	Credentia Rate						
	Clmnt ReEmpl within 10 Weeks	Emplyrs Rcvg Wkfc Assist	Empl/ Enrolled Q2 Post-Exit	Empl/ Enrolled Q2-Q4 Post-Exit	Median Earnings Q2 Post-Exit	Credentia Rate	Employ- ed Q2 Post-Exit	Employ- ed Q4 Post-Exit	Median Earnings Q2 Post-Exit	Credentia Rate	Employ- ed Q2 Post-Exit	Employ- ed Q4 Post-Exit	Median Earnings Q2 Post-Exit	Credentia Rate	Empl/ Enrolled Q2 Post-Exit	Empl/ Enrolled Q4 Post-Exit	Credentia Rate	MP	-P	% MP & +P			
Alamo	n/a	n/a	n/a	91.95%	n/a	n/a	n/a	n/a	92.05%	110.14%	94.23%	97.37%	80.26%	111.95%	116.97%	107.60%	89.82%	113.12%	150.53%	5	4	3	75%
Borderplex	n/a	n/a	n/a	72.91%	n/a	n/a	n/a	n/a	97.00%	120.79%	142.51%	107.63%	113.33%	96.80%	115.91%	113.48%	79.29%	98.26%	74.78%	5	4	3	75%
Brazos Valley	n/a	n/a	n/a	92.49%	n/a	n/a	n/a	n/a	101.17%	89.25%	98.92%	54.59%	79.03%	81.24%	118.32%	123.00%	100.41%	132.87%	246.15%	4	3	5	58%
Cameron	n/a	n/a	n/a	89.96%	n/a	n/a	n/a	n/a	93.20%	108.61%	106.92%	106.05%	97.02%	106.81%	109.38%	113.50%	95.03%	110.11%	172.14%	3	8	1	92%
Capital Area	n/a	n/a	n/a	75.39%	n/a	n/a	n/a	n/a	109.60%	112.73%	175.05%	113.42%	92.04%	104.66%	153.24%	87.62%	88.54%	122.59%	120.96%	6	3	3	75%
Central Texas	n/a	n/a	n/a	78.80%	n/a	n/a	n/a	n/a	99.61%	116.56%	175.90%	112.09%	77.28%	112.06%	73.75%	96.62%	92.97%	124.27%	120.00%	6	3	3	75%
Coastal Bend	n/a	n/a	n/a	84.28%	n/a	n/a	n/a	n/a	100.96%	109.08%	131.20%	69.57%	107.21%	100.52%	115.45%	40.86%	96.35%	122.59%	60.35%	3	5	4	67%
Concho Valley	n/a	n/a	n/a	79.55%	n/a	n/a	n/a	n/a	92.17%	107.44%	110.26%	79.51%	81.59%	122.10%	169.92%	93.49%	91.15%	126.38%	87.72%	4	4	4	67%
Dallas	n/a	n/a	n/a	86.73%	n/a	n/a	n/a	n/a	91.01%	97.84%	115.94%	97.61%	92.33%	106.11%	107.20%	106.67%	95.54%	114.89%	122.78%	3	8	1	92%
Deep East	n/a	n/a	n/a	85.38%	n/a	n/a	n/a	n/a	116.96%	88.77%	99.39%	116.42%	83.67%	97.86%	101.86%	83.02%	109.78%	121.17%	154.32%	4	4	4	67%
East Texas	n/a	n/a	n/a	78.46%	n/a	n/a	n/a	n/a	79.35%	103.51%	81.78%	97.51%	86.37%	88.40%	64.24%	92.61%	96.22%	102.93%	42.81%	0	5	7	42%
Golden Cresce	n/a	n/a	n/a	73.42%	n/a	n/a	n/a	n/a	119.15%	120.03%	114.61%	117.89%	101.19%	106.05%	89.95%	133.57%	81.38%	106.10%	0.00%	5	3	4	67%
Gulf Coast	n/a	n/a	n/a	85.51%	n/a	n/a	n/a	n/a	99.13%	105.27%	82.54%	87.77%	95.24%	96.13%	104.95%	91.00%	89.72%	113.90%	101.47%	1	7	4	67%
Heart of Texas	n/a	n/a	n/a	77.20%	n/a	n/a	n/a	n/a	101.05%	97.78%	122.25%	0.00%	95.24%	121.80%	145.46%	71.43%	88.04%	114.29%	93.81%	4	4	4	67%
Lower Rio	n/a	n/a	n/a	80.23%	n/a	n/a	n/a	n/a	102.53%	104.58%	95.30%	102.30%	99.75%	110.33%	143.43%	94.72%	97.73%	101.64%	123.86%	3	8	1	92%
Middle Rio	n/a	n/a	n/a	79.59%	n/a	n/a	n/a	n/a	117.26%	105.96%	114.64%	108.07%	93.24%	110.72%	84.47%	120.29%	100.13%	126.38%	n/a	5	4	2	82%
North Central	n/a	n/a	n/a	82.33%	n/a	n/a	n/a	n/a	100.73%	104.83%	118.65%	105.50%	90.44%	96.97%	119.60%	107.44%	105.12%	115.40%	86.30%	3	7	2	83%
North East	n/a	n/a	n/a	91.31%	n/a	n/a	n/a	n/a	113.33%	121.12%	100.68%	60.46%	100.64%	108.86%	105.43%	117.71%	122.79%	127.09%	106.96%	5	5	2	83%
North Texas	n/a	n/a	n/a	75.07%	n/a	n/a	n/a	n/a	114.38%	86.96%	37.47%	120.92%	0.00%	80.11%	n/a	142.86%	121.53%	95.29%	60.78%	4	1	6	45%
Panhandle	n/a	n/a	n/a	78.97%	n/a	n/a	n/a	n/a	100.00%	105.99%	116.93%	111.70%	121.80%	121.80%	84.30%	114.29%	94.27%	119.69%	126.24%	7	3	2	83%
Permian Basin	n/a	n/a	n/a	73.91%	n/a	n/a	n/a	n/a	102.34%	95.90%	128.93%	110.24%	81.59%	103.20%	145.52%	84.86%	70.05%	138.70%	250.53%	5	3	4	67%
Rural Capital	n/a	n/a	n/a	93.16%	n/a	n/a	n/a	n/a	99.35%	106.89%	120.18%	115.72%	100.13%	102.06%	88.32%	101.60%	97.66%	124.83%	115.52%	4	6	2	83%
South Plains	n/a	n/a	n/a	91.94%	n/a	n/a	n/a	n/a	93.04%	109.65%	135.41%	117.33%	69.93%	121.80%	165.91%	114.29%	90.76%	123.30%	137.12%	7	3	2	83%
South Texas	n/a	n/a	n/a	65.44%	n/a	n/a	n/a	n/a	89.91%	91.26%	116.57%	116.32%	124.07%	133.51%	90.95%	114.29%	88.93%	125.52%	162.07%	7	2	3	75%
Southeast	n/a	n/a	n/a	100.60%	n/a	n/a	n/a	n/a	110.61%	100.27%	107.25%	144.80%	102.04%	101.55%	136.82%	114.29%	97.37%	102.66%	148.42%	5	7	0	100%
Tarrant	n/a	n/a	n/a	86.58%	n/a	n/a	n/a	n/a	99.28%	109.52%	127.39%	100.28%	103.81%	97.15%	109.49%	103.94%	103.83%	114.81%	150.00%	3	8	1	92%
Texoma	n/a	n/a	n/a	97.36%	n/a	n/a	n/a	n/a	113.46%	118.77%	134.02%	107.93%	n/a	60.90%	n/a	114.29%	83.31%	118.86%	94.56%	5	3	2	80%
West Central	n/a	n/a	n/a	90.05%	n/a	n/a	n/a	n/a	95.03%	114.79%	180.19%	117.58%	116.55%	93.67%	137.96%	76.23%	115.88%	125.04%	43.86%	7	2	3	75%
+P	0	0	0	0	0	0	0	0	7	8	18	12	4	9	13	12	3	22	15				123
MP	0	0	0	2	0	0	0	0	19	17	7	10	14	15	7	10	16	6	4				127
-P	0	0	0	26	0	0	0	0	2	3	3	6	9	4	6	6	9	0	8				82
% MP & +P	N/A	N/A	N/A	7%	N/A	N/A	N/A	N/A	93%	89%	89%	79%	67%	86%	77%	79%	68%	100%	70%				75%
From				10/20					7/19	1/19	7/19	1/19	7/19	1/19	7/19	1/19	7/19	1/19	1/19				From
To				12/20					12/19	6/19	12/19	6/19	12/19	6/19	12/19	6/19	12/19	6/19	6/19				To

Economic Snapshot

6.8%

Unemployment Rate
Dec 2020

Down 0.3 percentage points from Nov 2020. The Texas rate is down to 7.1% from 8.0% in Nov.

-2.6%

Employment Change
Dec 2020

Year-over-year employment change of -35,152 for Dallas County.

-40.7%

Mobility & Engagement Index
Week of January 23, 2020

Percent reduction in travel related to economic behavior (e.g., going to work; patronizing businesses)

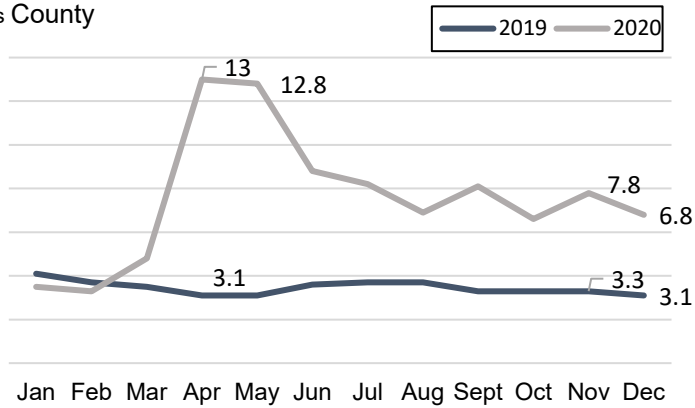
357,990

Unemployment Insurance Claims
March 1, 2020-January 23, 2020

Approximately 6 times higher than 2019

Unemployment Rate

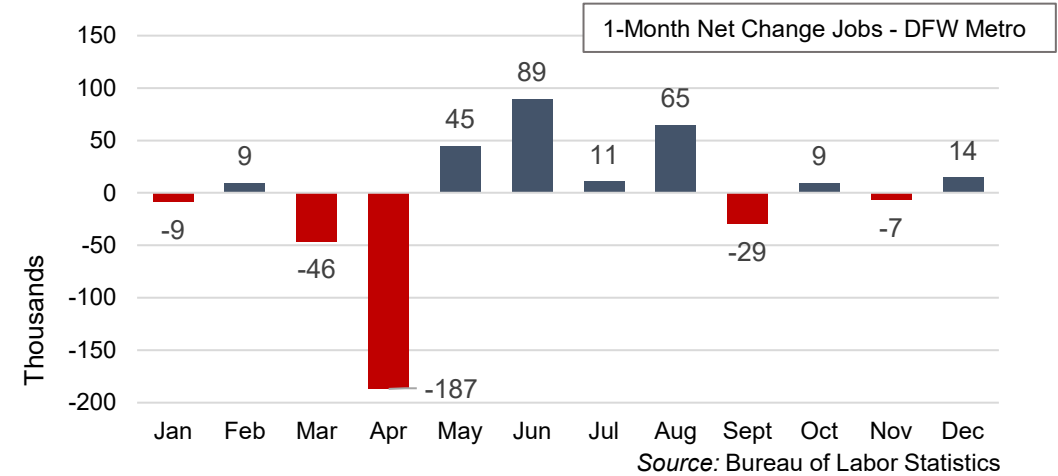
Dallas County



Source: TWC, LAUS

Employment Recovery

After initial job losses in March and April, employment figures in DFW began to rebound during the middle of the year. However, like most of the state, job gains were interrupted by surges in COVID-19 cases. Ultimately, the preliminary estimates show DFW nearly 36 thousand jobs below pre-pandemic levels.



Source: Bureau of Labor Statistics

Wages

Average Weekly Wages for Dallas County Q2 - 2020



\$1,361

Approx. \$34.03/hr. or \$70,772/year

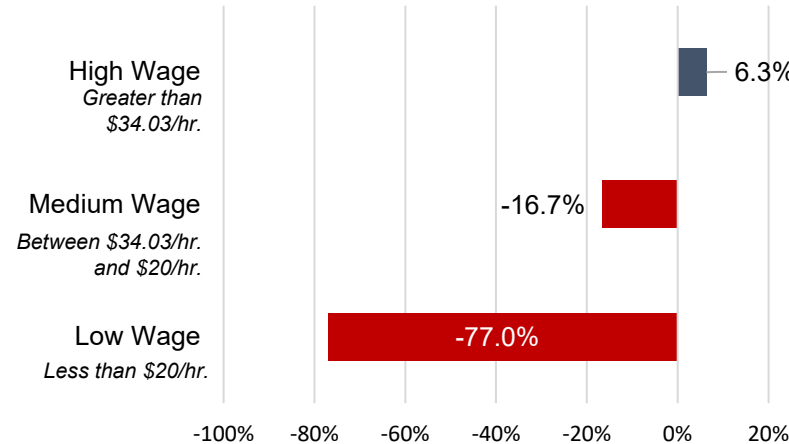
A 4.5% increase from Q2 2019

Source: BLS, Quarterly Census of Employment and Wages (QCEW)

Employment Recovery by Wage Range

Dallas County

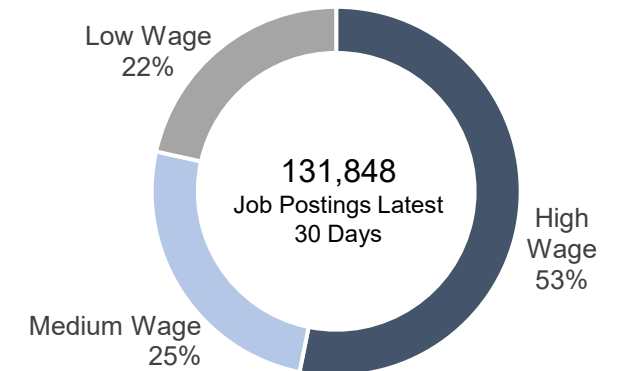
The jobs losses and subsequent recovery of 2020 have been uneven in Dallas County. Compared to 2019, many of the job losses have been concentrated in occupations at lower wage ranges.



Source: EMSI; Job Postings Analytics, Occupation Snapshot - 2021.2

Job Demand by Wage Range

Dallas County



Oversight and Contracts

A. CONTRACTS AND AGREEMENTS

1. **FY2021 ChildCareGroup (Child Care Assistance Services) Contract Amendment** - provides management and operations of the child care subsidy program, as well as quality activities in Dallas County. We have received additional funds from Texas Workforce Commission (TWC) for direct care services. Staff request an amendment to CCG's existing FY2021 contract in the amount of \$13,738,275 as follows:

- \$5,132,381 in Department of Family and Protective Services (DFPS) funds for direct care services; and
- \$7,605,894 in CCF discretionary funds for the 25% enhancement reimbursement rates for provider.

The value of contract after this amendment will be \$101,298,478.

2. **FY2021 Equus Workforce Solutions (Youth System) Contract Amendment** - provides management and operations of the young adult program ages 18-24 throughout Dallas County. Funds have been received from Texas Workforce Commission for the Summer Earn and Learn (SEAL) program to provide work readiness training and paid work experience for students with disabilities during the summer months, when students are out of school. Staff request an amendment to the existing FY2021 Equus' Youth system program contract in the amount of \$500,000 to serve up to 153 students. In addition, WFSDallas will add \$100,000 in Youth Skills funds that was deobligated from the Wilkinson Center contract in the consent item.

The value of contract after this amendment will be \$4,844,770.

BOARD RECOMMENDATION: Board authorization of amendments to existing FY2021 contracts to ChildCareGroup and Equus, as presented above.

B. POLICY, PROCUREMENT, & OVERSIGHT

PROCUREMENT

Portal Procurement for Paths For Texas (Governor's Project)

As presented to the Board in January, staff conducted interviews of the top three scoring bidders scoring 70 or above which included: Cornerstone OnDemand, Inc., Degreed, Inc., and EdCast, Inc. Following the interviews, staff reconvened and determined the bidder that will best meet the needs of the PATHS project is EdCast Inc., with the final scores of: EdCast, Inc. (91.7), Degreed, Inc. (86.7), and Cornerstone (85.3).

EdCast Inc. proposed \$210,050 (*\$90,000 for System Delivery and Implementation and \$120,050 for commercial off-the-shelf software solutions*) for up to 5,000 users for the first year total cost. The second and third year costs are \$120,050 each year.

BOARD RECOMMENDATION: Board authorization to negotiate and contract with EdCast, Inc., for a sum no greater than the proposed amounts.

POLICY

Work Search

Last month, the Board voted to continue "zero job searches" and asked to reconsider in February. Dallas County remains at the "stay at home stay safe" risk level, and retail establishments are limited with social distancing and masks. Gov. Greg Abbott plans to relax business restrictions soon if COVID-19 numbers continue to drop from record highs. If there are no extreme changes in our caseload and hospitalizations, it's likely that we should encourage job search for unemployment benefits recipients. In addition, the current pandemic benefits will end in

March 14th unless Congress acts. Staff seeks guidance on the number of job searches (between 0-3 weekly) and a date to resume. Jobs are going wanting in our area. The job search will require us to partially open centers by appointment and resume curbside options. There are multiple considerations to discuss during the meeting.

Support Services

Currently the support services policy provides \$30.00/week in gas vouchers or a regular commuter bus passes for eligible jobseekers/students. In reviewing the cost of travel and limited options, our contractor has requested that we re-evaluate the benefit limits – with consideration for our budget. Transportation assistance is necessary, and must be reasonable for the average commuter costs. We are well below any government suggested costs of travel (i.e. 2021 IRS standard mileage rate of \$.56 per mile); but that limit would be far too much and responds to business travel, not a commuter subsidy. Considering the increased cost of gasoline, and an average of 20-mile daily roundtrip to commute inside the county, staff proposes increasing the fixed amount to \$40.00 weekly for gas vouchers. This assistance is limited to those customers who are in need of assistance, and following all other requirements and provisions of our support service policies.

Tuition Reimbursement Policy

Workforce Solutions Greater Dallas recognizes the importance of continuing education and recognizes that improved/enhanced education of staff has a direct relationship with productivity. The tuition reimbursement policy established many years ago was set at \$1,250 per calendar year and a Lifetime Maximum of \$3,000. As we all understand, cost of education has gone up considerably over time. In consideration of current tuition costs, we recommend increasing the amount at \$3,000 per calendar year and a Lifetime Maximum of \$10,000.

Staff Parking

The 2017 Tax Cuts and Jobs Act required tax-exempt organizations to pay a 21% UBIT (unrelated business income tax) for subsidized parking provided to employees beginning in 2018. Beginning in February 2019, the Board approved the discontinuation of parking and/or DART benefits to employees and instead provide a one-time salary adjustment to all employees to offset the loss of the benefit. However, tax legislation signed into law at the end of 2019 retroactively repealed the increase in UBIT paid or incurred by tax exempt organizations for employer-provided parking over the preceding two years. The policy will reinstate parking and/or DART transportation benefits beginning January 1, 2021.






BOARD RECOMMENDATION: Board authorization to policies presented above.






ACCEPTANCE OF THE 2021-2024 WORKFORCE DEVELOPMENT PLAN SUMMARY

The Plan Summary for 2021-2024 was prepared in accordance with the instructions of the Texas Workforce Commission to meet the requirements of the Workforce Innovation Opportunities Act. Materials have been shared and posted since February 5th, and a Public Meeting (scheduled for March 9, 2021 at 11:00 a.m.) has been announced to collect input. The significant elements of the plan were presented to the Dallas County Commissioners' Court on February 16th for additional comment.

BOARD RECOMMENDATION: Staff requests Board Approval of the Plan Summary as presented. The staff will prepare all comments received and include specifically those that differ in opinion. The extensive package will be submitted to the Texas Workforce Commission following Board action. If comments result in additions or corrections to the material presented, staff will provide the information to all Board Directors prior to submission.

QUALITY ASSURANCE & OVERSIGHT

	Review final with no issues		New Review
	Pending final review		Pending Report
	Review final with issues		

May-June 2020 AEL – Wilkinson Center		Fiscal Review: Recommendations were made regarding the following areas: Cash management, cost allocation and expenditure disbursements Status: Review final with no issues.
January 2021 NCP - Equus		Program Review Status: Review complete. Pending report from monitor.
January – February 2021 SNAP – Equus		Program Review Status: In progress
January – February 2021 CCG		Fiscal Review Status: Upcoming Review
January – February 2021 Equus – All programs		Fiscal Review Status: Upcoming Review

President’s Briefing

A. Legislative Update

B. Dallas Works

Relaunching America's Workforce Act

The Problem: As the nation endures a pandemic-induced recession, our public workforce system does not have the resources it needs to help jobseekers and employers participate in the recovery.

The United States lost more than [22 million jobs](#) at the height of the 2020 recession and research suggests roughly [7 million](#) of these jobs will not come back. Unfortunately, these permanent COVID-19-related job losses are heavily concentrated among low-wage workers. The public workforce system is the nation's most important tool to help hard-hit workers transition into new career pathways. Now, more than ever, we must invest in state and local public workforce systems to ensure that jobseekers and employers are better positioned to participate in—and benefit from—the nation's economic recovery.

The public workforce system funds job training and career navigation support, wraparound services, and helps employers avoid layoffs through supporting the financing of on-the-job training and incumbent worker training. Jobseekers rely on the workforce system to help them develop new skills and connect with job openings.

The U.S. public workforce system has been chronically underfunded. Over the last decade, federal funding for public workforce programs has declined by roughly [40 percent](#) when adjusting for inflation. As a result, many local workforce systems do not have the resources they need to meet a surge in demand from newly unemployed workers and struggling businesses. In fact, in recent years, less than [20 percent](#) of program participants have been able to access training.

In response to the Great Recession, Congress passed the *American Recovery and Reinvestment Act* (ARRA), which included a \$3.85 billion investment in the public workforce system, and an additional \$2 billion in the Health Care and Education Reconciliation Act of 2010. In comparison, Congress has appropriated only \$345 million to support re-skilling workers in response to the COVID-19 pandemic, despite the record number of workers seeking unemployment coverage. Clearly, this historic economic downturn requires a historic response.

Solution: Congress must pass the *Relaunching America's Workforce Act*, which will give hard-hit states and localities the resources they need to immediately assist employers and workers during this pandemic.

The *Relaunching America's Workforce Act* authorizes \$15 billion in funding over the next three years to help employers keep workers on the job and help displaced or underemployed workers quickly re-enter the workforce as the economy emerges from its deepest decline since the Great Depression. The bill:

- Provides over \$11 billion to the state and local public workforce system to support dislocated workers, employers, youth, and adults who are seeking jobs;

- These funds will strengthen workforce training activities—including on-the-job training and registered apprenticeships—as well as career services—including career navigation support, online skills training, and employment services. The funds will also prioritize short-term training for health care and essential frontline workers.
- Invests \$1 billion in expanding the capacity of adult education providers to serve adults with low-literacy levels who have been negatively impacted by the economic consequences of the COVID-19 national emergency, including \$100 million reserved for adult education in correctional facilities;
- Invests \$1 billion in high-quality, work-based learning opportunities and career and technical education to prepare students for careers in high-skill, high-wage, or in-demand industry sectors and occupations; and,
- Invests \$2 billion to restart the community college career training grant program, which was initiated during the last recession to help employers find talent in their local area, and provide individuals with career pathways to high-skill, high-wage, and in-demand employment opportunities.

The *Relaunching America’s Workforce Act* is cosponsored by: Rep. Andy Levin (MI-09), Rep. Suzanne Bonamici (OR-01), Rep. Angie Craig (MN-02), Rep. Mark Pocan (WI-02), Rep. Lucy McBath (GA-06), Rep. Lori Trahan (MA-03), Rep. Joaquin Castro (TX-20), Rep. Steven Horsford (NV-04), Rep. Haley Stevens (MI-11), Rep. Gregorio Kilili Camacho Sablan (MP), Rep. Adam Smith (WA-09), Rep. Alma Adams (NC-12), Rep. Joe Courtney (CT-02), Rep. Bill Foster (IL-11), Rep. Grace Meng (NY-06), Rep. Mark Takano (CA-41), Rep. Donald Norcross (NJ-01), Rep. Susan Wild (PA-07), Rep. Thomas Suozzi (NY-03), Rep. James Langevin (RI-02), and Rep. Mikie Sherrill (NJ-11).

The *Relaunching America’s Workforce Act* is endorsed by: Advance CTE, Association for Career and Technical Education (ACTE), Association of Farmworker Opportunity Programs (AFOP), Coalition on Adult Basic Education (COABE), Goodwill Industries International, Inc., Home Builders Institute (HBI), Jobs for the Future (JFF), National Association of Counties (NACo), National Association of Home Builders (NAHB), National Association of Workforce Boards, National League of Cities (NLC), National Skills Coalition (NSC), New America, and YouthBuild USA.